

Royal Bahamas Police Force

Creating Safer Communities



JULY 2021

NATIONWIDE CRIME STATISTICS

TABLE OF CONTENTS

Nationwide Crime Analysis July 2021 vs 2020	3
Nationwide Crime Statistics July 2021 vs 2020	5
Murder	6
Sexual Offences	8
Armed Robbery	9
Housebreakings.....	12
Stealing from Vehicle	14
Stolen Vehicle.....	16
New Providence District Reported Crime Statistics.....	18
New Providence District Divisional Breakdown	19
Airport Division Breakdown 2021 vs 2020 (NP).....	20
Cable Beach Division Breakdown 2021 vs 2020 (NP).....	21
Central Division Breakdown 2021 vs 2020 (NP).....	22
Eastern Division Breakdown 2021 vs 2020 (NP).....	23
FoxHill Division Breakdown 2021 vs 2020 (NP).....	24
Northeastern Division Breakdown 2021 vs 2020 (NP).....	25
Northwestern Division Breakdown 2021 vs 2020 (NP).....	26
Paradise Island Division Breakdown 2021 vs 2020 (NP).....	27
South Central Division Breakdown 2021 vs 2020 (NP).....	28
Southeastern Division Breakdown 2021 vs 2020 (NP).....	29
Southern Division Breakdown 2021 vs 2020 (NP).....	30
Southwestern Division Breakdown 2021 vs 2020 (NP).....	31
Western Division Breakdown 2021 vs 2020 (NP).....	32
Grand Bahama & Northern Bahamas District Reported Crime Statistics.....	Error! Bookmark not defined.
Grand Bahama & Northern Bahamas District Divisional Breakdown ...	Error! Bookmark not defined.
Airport Division Breakdown 2021 vs 2020 (GB & Northern Bahamas).....	35
Central Division Breakdown 2021 vs 2020 (GB & Northern Bahamas).....	36
Eight Mile Rock Division Breakdown 2021 vs 2020 (GB & Northern Bahamas).....	37
Northeastern Division Breakdown 2021 vs 2020 (GB & Northern Bahamas).....	38
Southwestern Division Breakdown 2021 vs 2020 (GB & Northern Bahamas).....	39
West-End Division Breakdown 2021 vs 2020 (GB & Northern Bahamas).....	40
Abaco Division Breakdown 2021 vs 2020 (GB & Northern Bahamas).....	41
Bimini Division Breakdown 2021 vs 2020 (GB & Northern Bahamas).....	42

Family Islands District Reported Crime Statistics.....	Error! Bookmark not defined.
Family Islands District Divisional Breakdown.....	Error! Bookmark not defined.
Acklins Division Breakdown 2021 vs 2020 (FI).....	45
Andros Division Breakdown 2021 vs 2020 (FI)	46
Berry Island Division Breakdown 2021 vs 2020 (FI).....	47
Cat Island Division Breakdown 2021 vs 2020 (FI).....	48
Eleuthera Division Breakdown 2021 vs 2020 (FI).....	49
Exuma Division Breakdown 2021 vs 2020 (FI).....	50
Inagua Division Breakdown 2021 vs 2020 (FI).....	51
Long Island Division Breakdown 2021 vs 2020 (FI).....	52
Mayaguana Division Breakdown 2021 vs 2020 (FI).....	53
San Salvador Division Breakdown 2021 vs 2020 (FI).....	54
Detection Rates - All Bahamas.....	55
Detection Rates - All Bahamas.....	56
Cybercrime	57
Crime Scene Investigation.....	57
Illegal Firearm Discovery and Seizure Demographics	58
Dangerous Drugs Discovery, Seizures and Arrests	59
Missing Persons.....	60
Emergency Powers Order (Breach).....	61
Other Police Activities.....	62
Complaints Against Police Officers	63
Fire Calls – All Bahamas.....	64
Miscellaneous Incidents.....	65
Domestic Related Cases	67
Gender Based Violence Matters	69
Police-Involved Shootings.....	70
Suicide Related Incidents	71
Drowning Incidents	72
Sudden Death - Natural Causes	73
Financial Crimes.....	74
Immigration Violations.....	76
Human Smuggling.....	77
Traffic Incidents.....	78
Training.....	79

Persons Arrested	80
Persons Charged	81
Court Case Disposition	83
Productivity Loss	84

Nationwide Crime Analysis

July
2021 vs 2020

Preliminary figures for July indicate that major crimes increased by 19% with 365 cases, compared to 308 over the same period in 2020. There were regional increases in New Providence and Grand Bahama of 22% and 14% respectively.

Crimes against the person decreased by 3%, with 61 incidents, compared to 63 in 2020. There was a 50% decrease in Grand Bahama and Family Islands for the period in review. New Providence remains unchanged, with 59 incidents reported for both periods. Property crimes increased by 24%, with 304 incidents, compared to 245 in 2020. There were regional increases of 29% and 19% for New Providence and Grand Bahama respectively. Property crimes in the Family Islands decreased by 9%, with 21 incidents compared to 23 over the same period in 2020.

Homicides increased by 100% with 8 incidents, compared to 4 over the same period in 2020. Of this total, all murders were recorded in New Providence. The murder solvency rate for the period stands at 66%. Victims between the ages of 18 and 35 represented 54% of all homicides, which currently stands at 68. This figure represents a 66% increase over the same period in 2020 when 41 murders were recorded. Based on preliminary figures, homicides were more likely to occur on a Thursday than any other day of the week. Homicides were more prevalent in the **Southwestern Division**, accounting for 38% of the overall total. Firearms were used in the commission of 8 homicides and fatal gunshot wounds remain the leading cause of death for homicides, accounting for 60 or 88%.

Armed robberies increased by 30% with 39 incidents, compared to 30 over the same period in 2020. Armed robberies were more prevalent in the **Southwestern Division** for July, accounting for 26% of incidents. Based on preliminary figures, armed robberies were more likely to occur on a Thursday than any other day of the week and these incidents peak between the hours of 7pm and 10pm. Most armed robberies occurred at business establishments, at the street level and residences, respectively. Firearms continue to be the weapon of choice for the commission of armed robberies. For the period, males represented the highest percentage of victims at 72%, compared to female victims at 28%.

Robberies decreased by 20%, with 4 incidents reported compared to 5 over the same periods in 2020. Robberies were more prevalent in the **Northeastern Division**, accounting for 50% of incidents for July. Based on preliminary figures, robberies were more likely to occur on a Wednesday than any other day of the week and these incidents peak between the hours of 1pm and 8pm. Males represented the highest percentage of victims at 80%, compared to female victims at 20%.

Stolen vehicles increased by 64% with 23 incidents, compared to 14 over the same period in 2020. **Nissans** and **Hondas** were the most targeted vehicles of choice, representing 38% and 23% respectively of all vehicles stolen. Most vehicles were stolen from the owner's residence. Stolen Vehicles were mostly reported in the **Southeastern Division**, accounting for 22% of the overall total. Fifty-two percent of stolen vehicles were recovered for July.

Stealing from vehicles increased by 34% with 67 incidents, compared to 50 over the same period in 2020. The most frequent items stolen included cash, documents, and purses. Nissan Cubes were mostly targeted, with Nissan Notes and Honda Fits trending close behind. Based on preliminary figures, stealing from vehicles were more likely to occur on a Monday than any other day of the week. For July, stealing from Vehicle cases were mostly reported in the Northwestern Division, accounting for 18% of incidents.

Housebreakings decreased by 19 % with 39 incidents, compared to 48 over the same period in 2020. For July, **New Providence District** accounted for 25 or 64% of housebreakings, most of which occurred in the **Northwestern** and **Southcentral Division**, accounting for 21% of cases collectively. **Grand Bahama**, including **Abaco and Bimini**, accounted for 4 or 10% of housebreakings, including 2 in Abaco, 1 in Bimini and 1 in Eight Mile Rock. The **Family Islands District** accounted for the remaining 10 or 26%, most of which occurred in Eleuthera, with 4 incidents reported. Based on preliminary figures, housebreakings were more likely to occur on a Tuesday than any other day of the week.

Shopbreakings increased by 49% with 52 incidents, compared to 35 over the same period in 2020. **New Providence District** accounted for 45 or 87% of shopbreakings, most of which occurred in the **Northeastern** Division with 14 incidents. **Grand Bahama**, including **Abaco and Bimini**, accounted for 5 or 10% of shopbreakings, including 2 in **Central**, 1 in **EMR**, 1 in **Northeastern** and 1 **Southwestern**. The **Family Islands District** accounted for the remaining 2 or 4%, including 1 in **Andros** and 1 in **Eleuthera**. Based on preliminary figures, shopbreakings were more likely to occur on a Friday than any other day of the week.

For the period in review, a total of 24 **firearms** and 122 rounds of **ammunition** were discovered and seized throughout the Commonwealth of The Bahamas. As a result, 10 persons were charged with possession of illegal firearms. Additionally, **ShotSpotter** detected 29 gunshot incidents, consisting of 17 multiple shots, 7 single shots and 5 probable shots, totaling 104 rounds discharged.

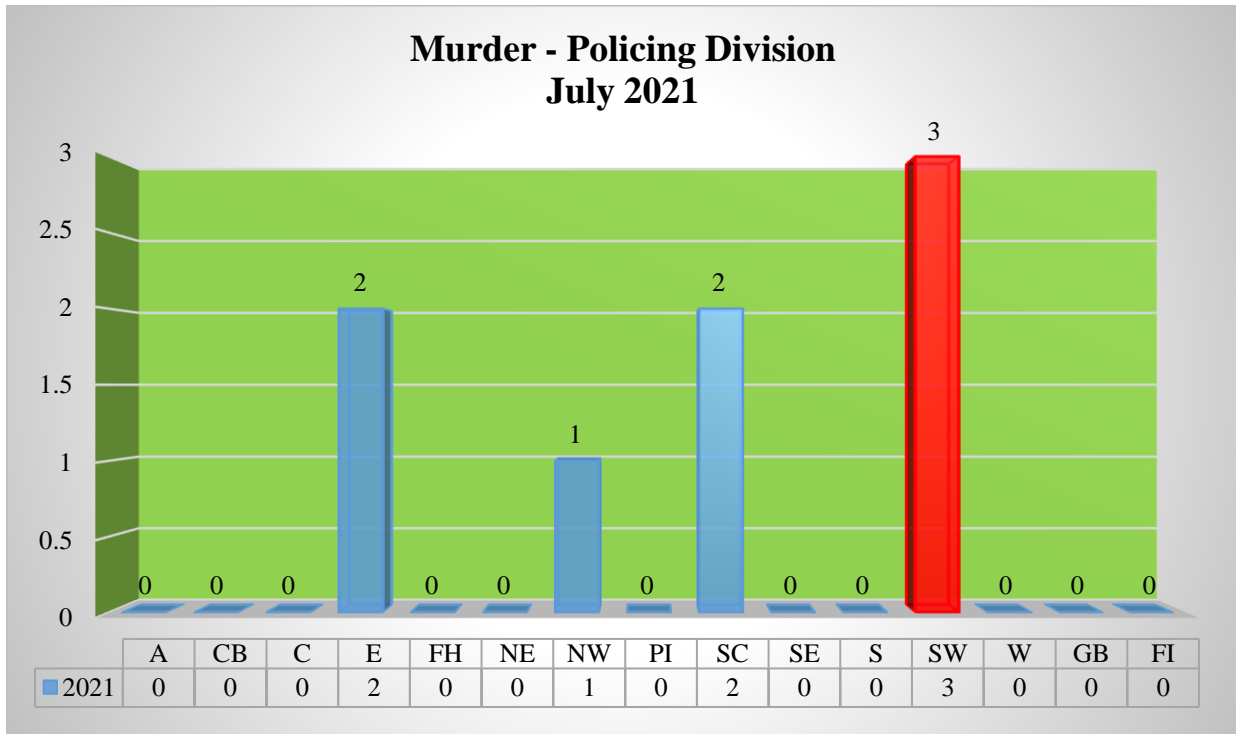
There were 291 breaches to the Emergency Powers Order, including 106 curfew violations and 185 other breaches. The Force also responded to 4 Covid 19 calls for assistance. Furthermore, the Royal Bahamas Police Force officers conducted 1,292 field check patrols, 70 road checks and executed 48 warrants of arrest throughout the Commonwealth of The Bahamas. As a result of these efforts, 1417 persons were arrested for various major and minor offences. Of this number, 25% or 348 suspects were charged before the Court. There were 257 convictions in the Magistrates Court, 3 acquittals, 47 matters were discharged and 86 were withdrawn by the virtual complainant.

Nationwide Crime Statistics
All Bahamas
July
2021 vs 2020

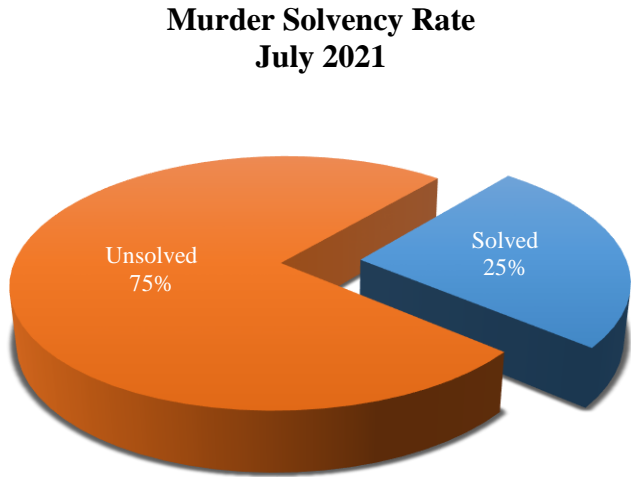
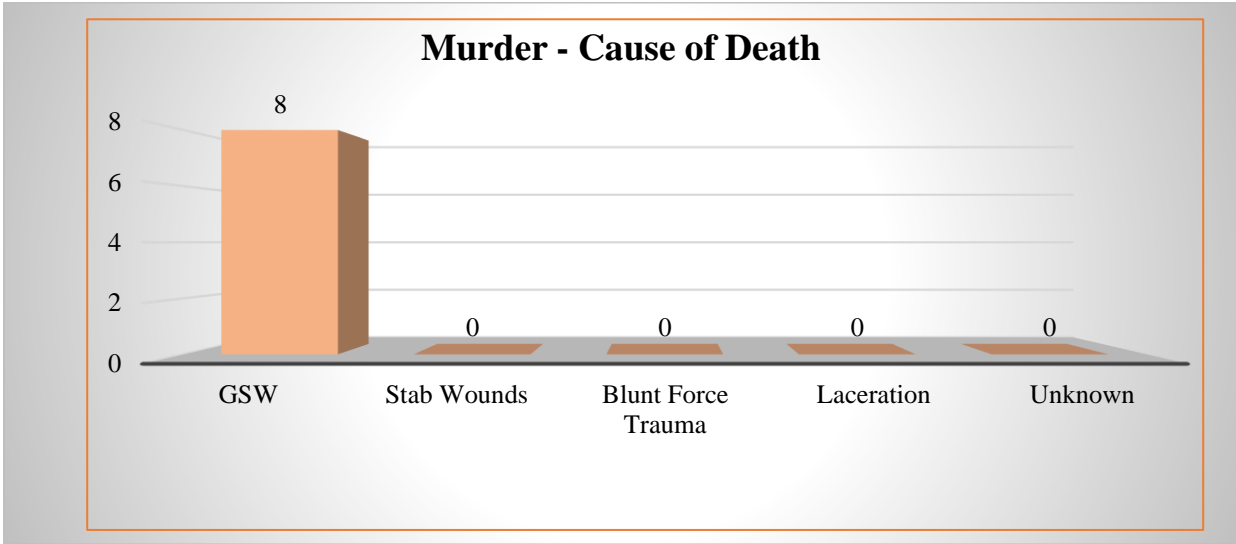
Crimes Against the Person	2021	2020	% CHANGE
Murder	8	4	100
Attempted Murder	0	2	-100
Manslaughter	0	0	0
Rape	3	8	-63
Attempted Rape	1	0	100
Unlawful Sexual Intercourse	5	14	-64
Armed Robbery	39	30	30
Robbery	4	5	-20
Attempted Robbery	1	0	0
Sub-Total	61	63	-3
Crimes Against the Property	2021	2020	Total
Burglary	9	17	-47
Housebreaking	39	48	-19
Shopbreaking	52	35	49
Stealing	114	81	41
Stealing from Vehicle	67	50	34
Stolen Vehicle	23	14	64
Sub-Total	304	245	24
Total	365	308	19

Murder

In 2021, murders for July increased by 100%, with 8 cases compared to 4 over the same period in 2020.



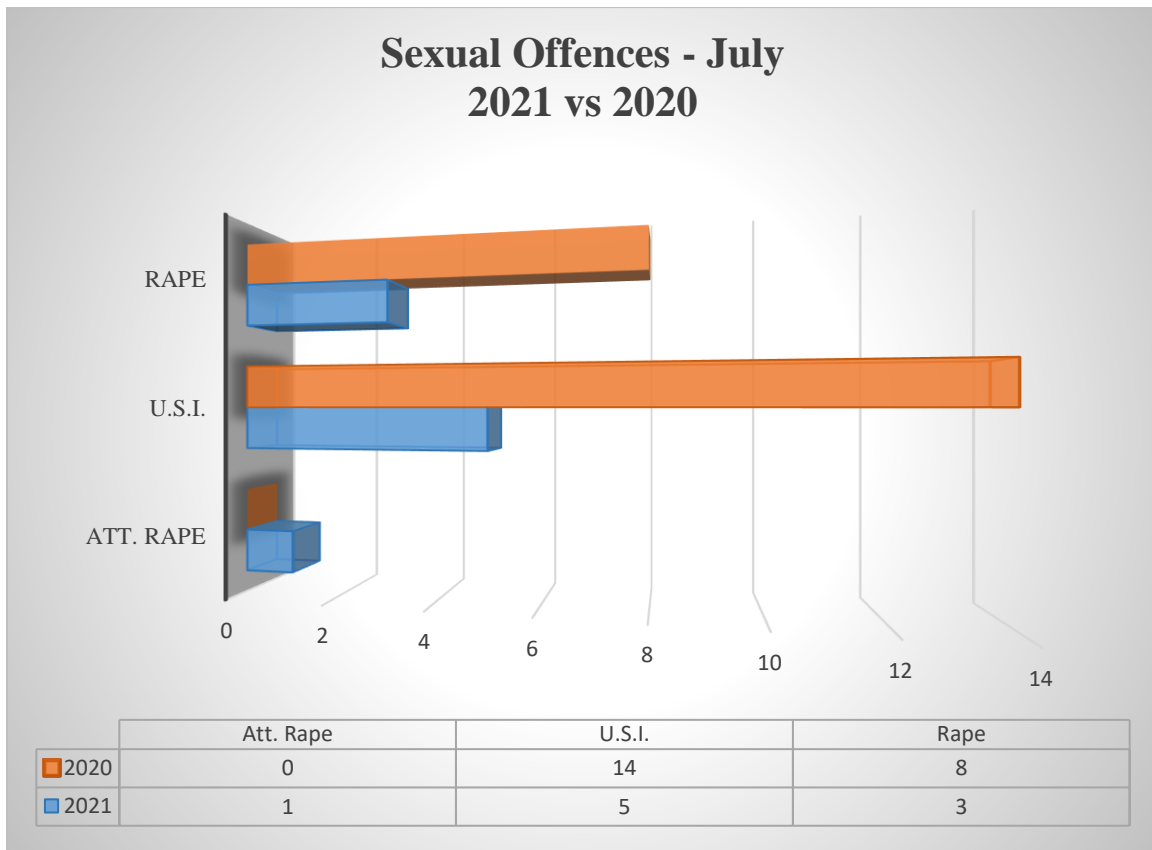
N.B. These are preliminary figures and are subject to change. Research and Policy Branch, RBPF.



N.B. These are preliminary figures and are subject to change. Research and Policy Branch, RBPF.

Sexual Offences

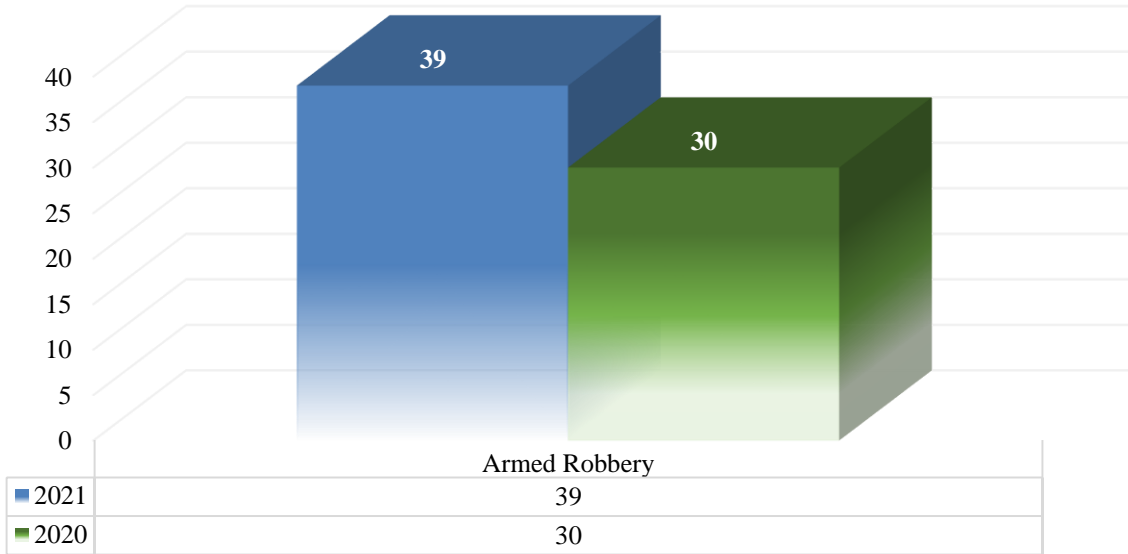
For July 2021, reports of sexual offences decreased by 59%, with 9 incidents, compared to 22 over the same period in 2020. These offences include rape, unlawful sexual intercourse and attempted rape. (N.B. Unlawful sexual intercourse includes incest).



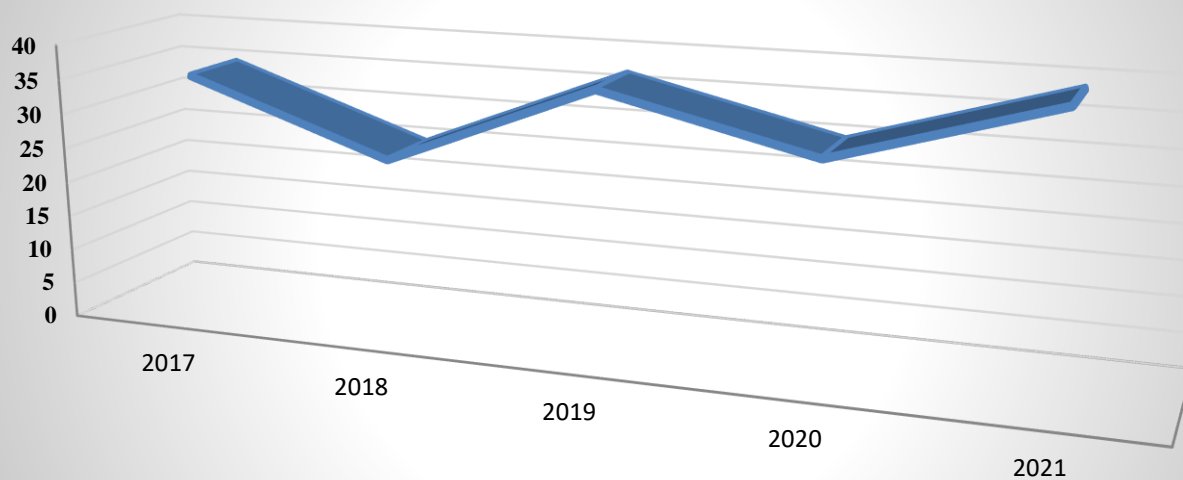
Armed Robbery

For the period in review, armed robberies increased by 30%, with 39 incidents, compared to 30 in 2020.

Armed Robbery - July July 2021 vs 2020

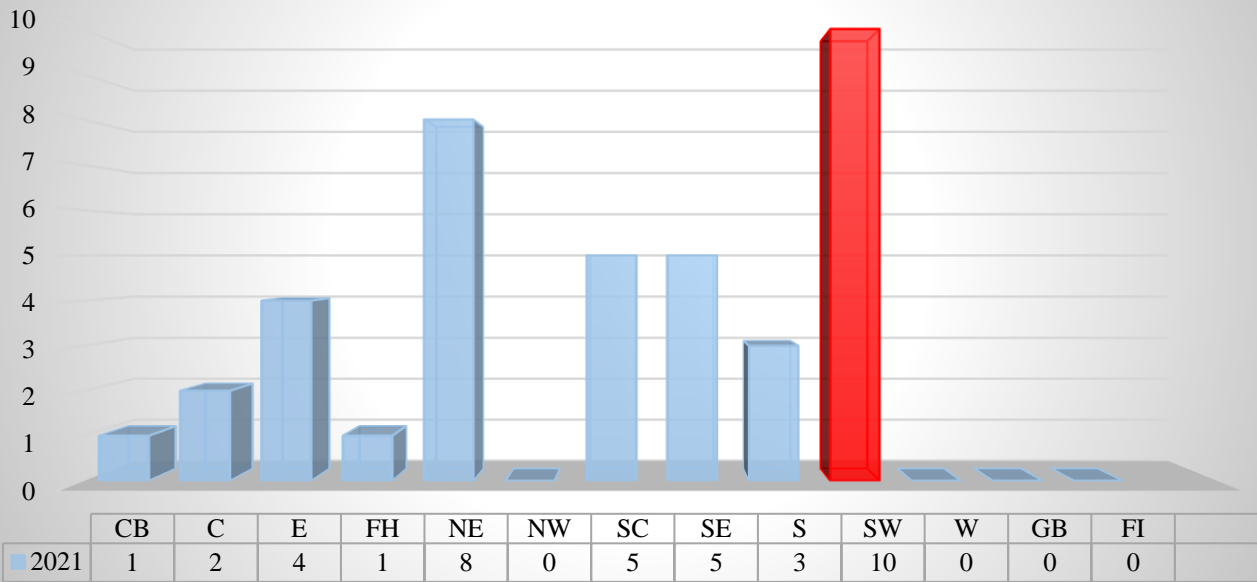


Armed Robbery - July 2017 - 2021

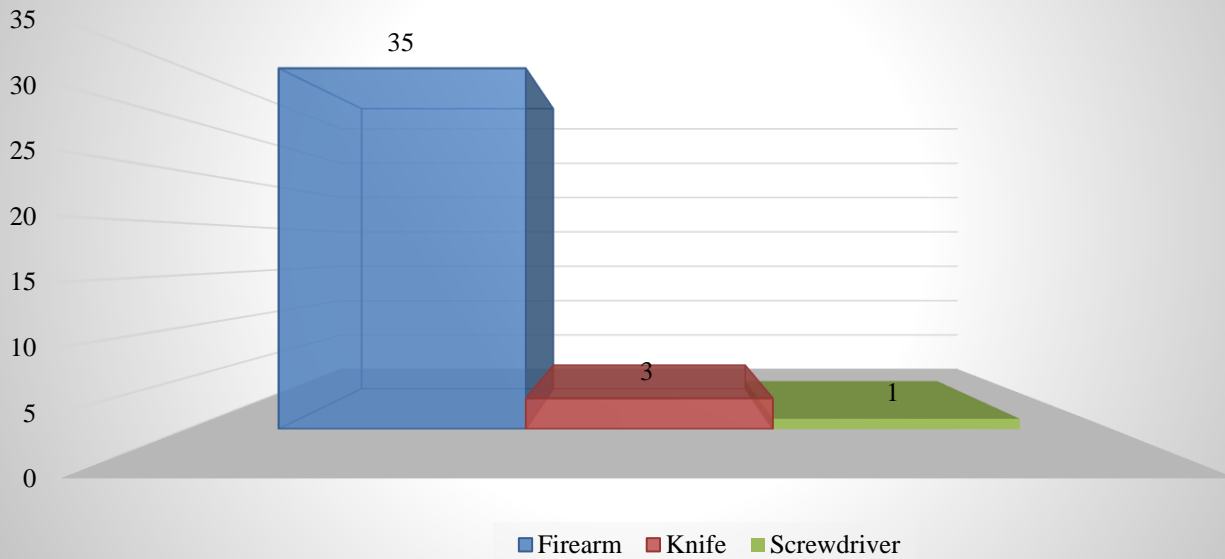


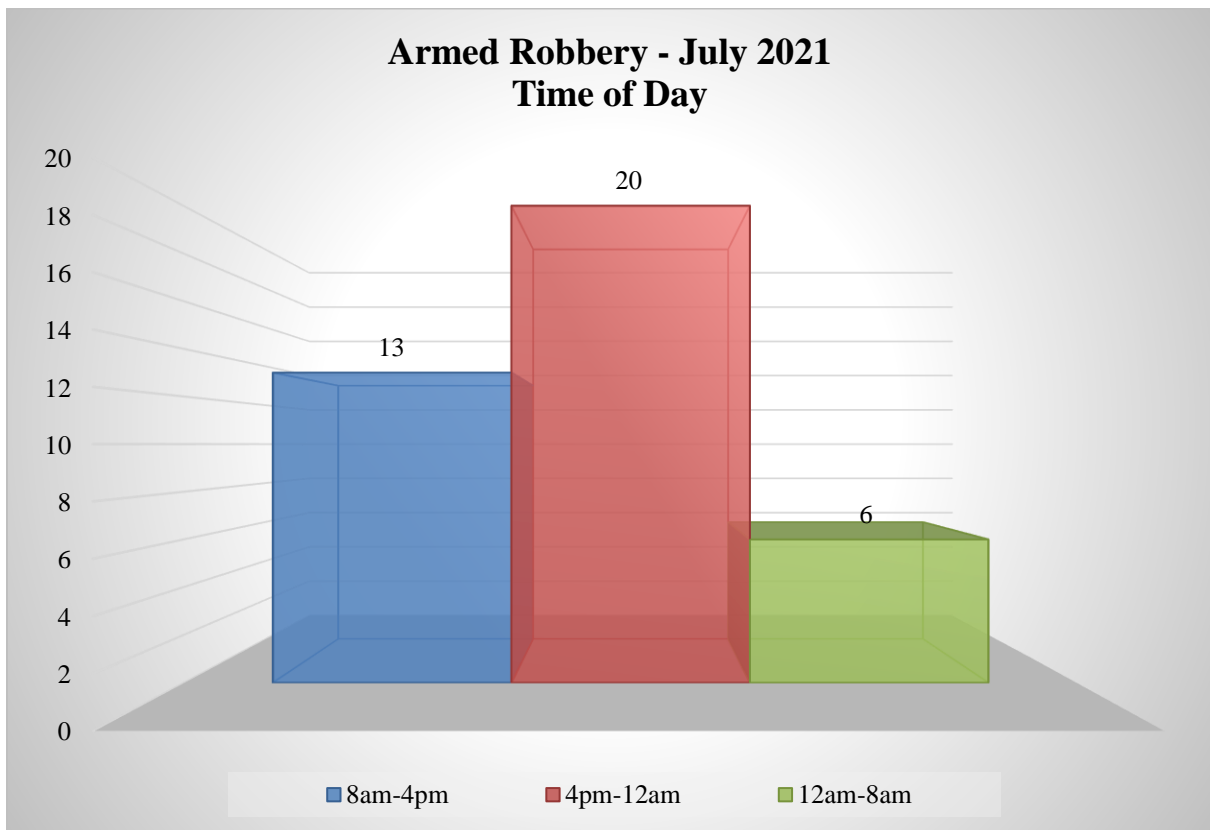
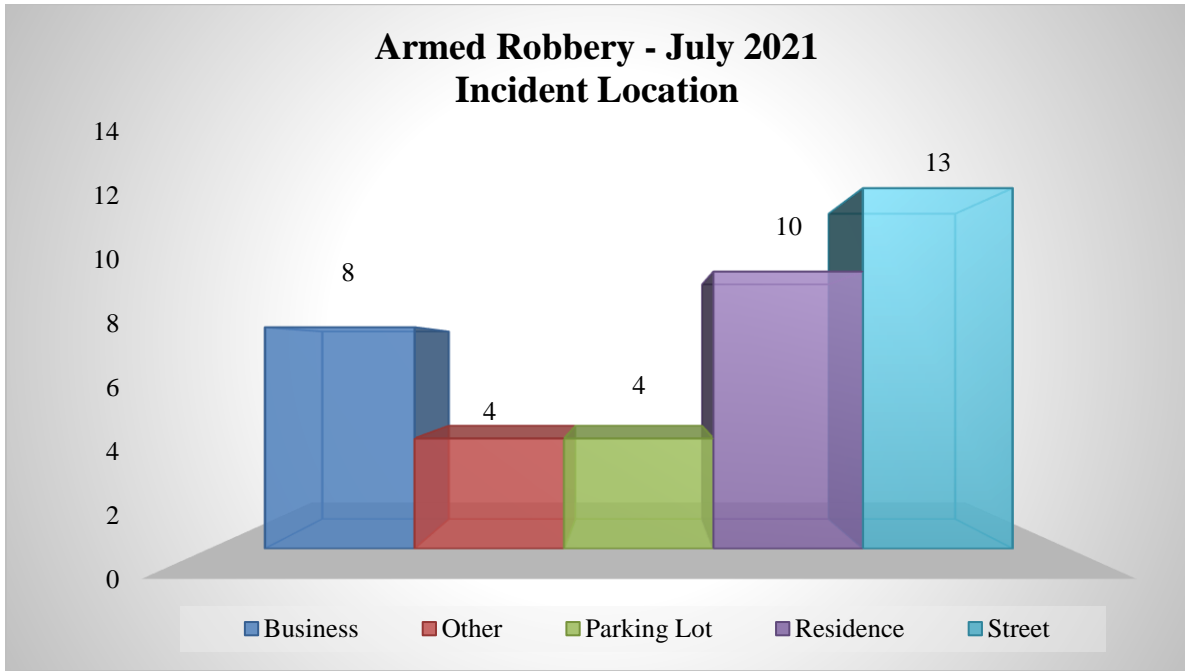
	2017	2018	2019	2020	2021
Armed Robbery	35	25	37	30	39

Armed Robbery - Police Division July 2021



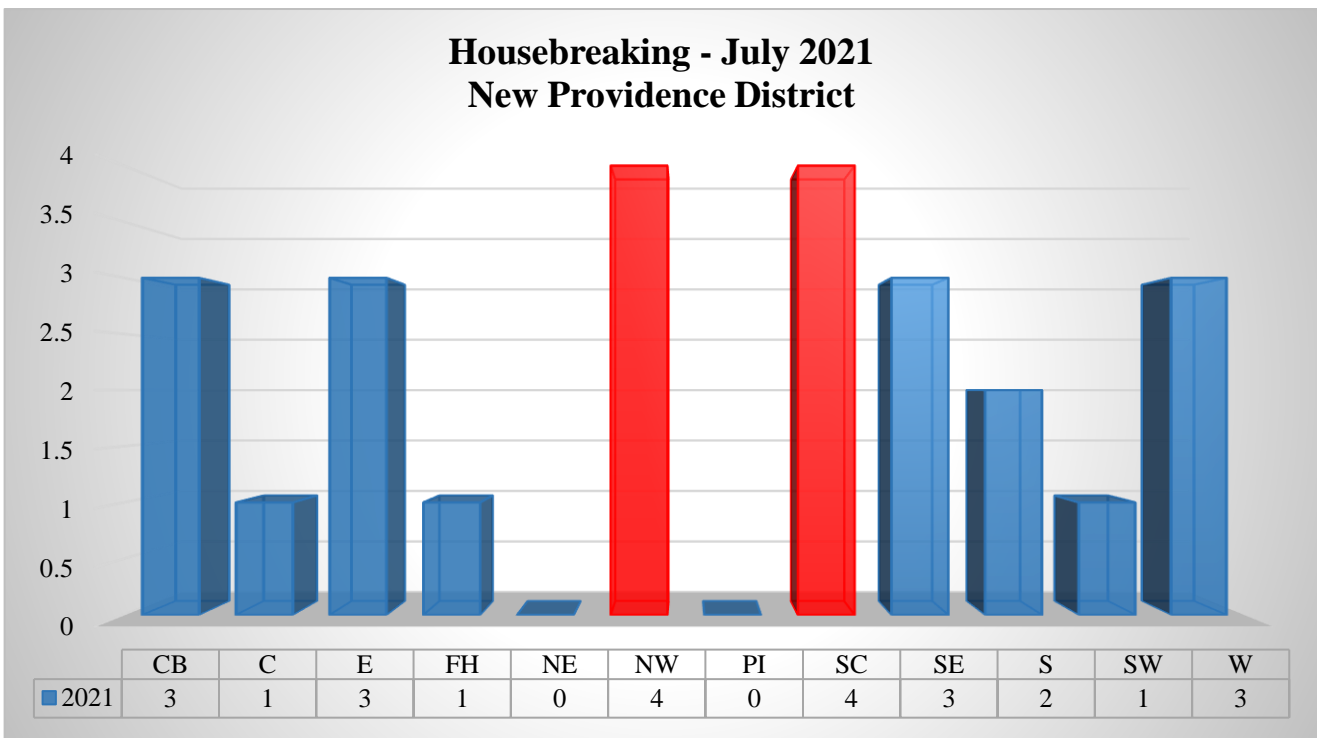
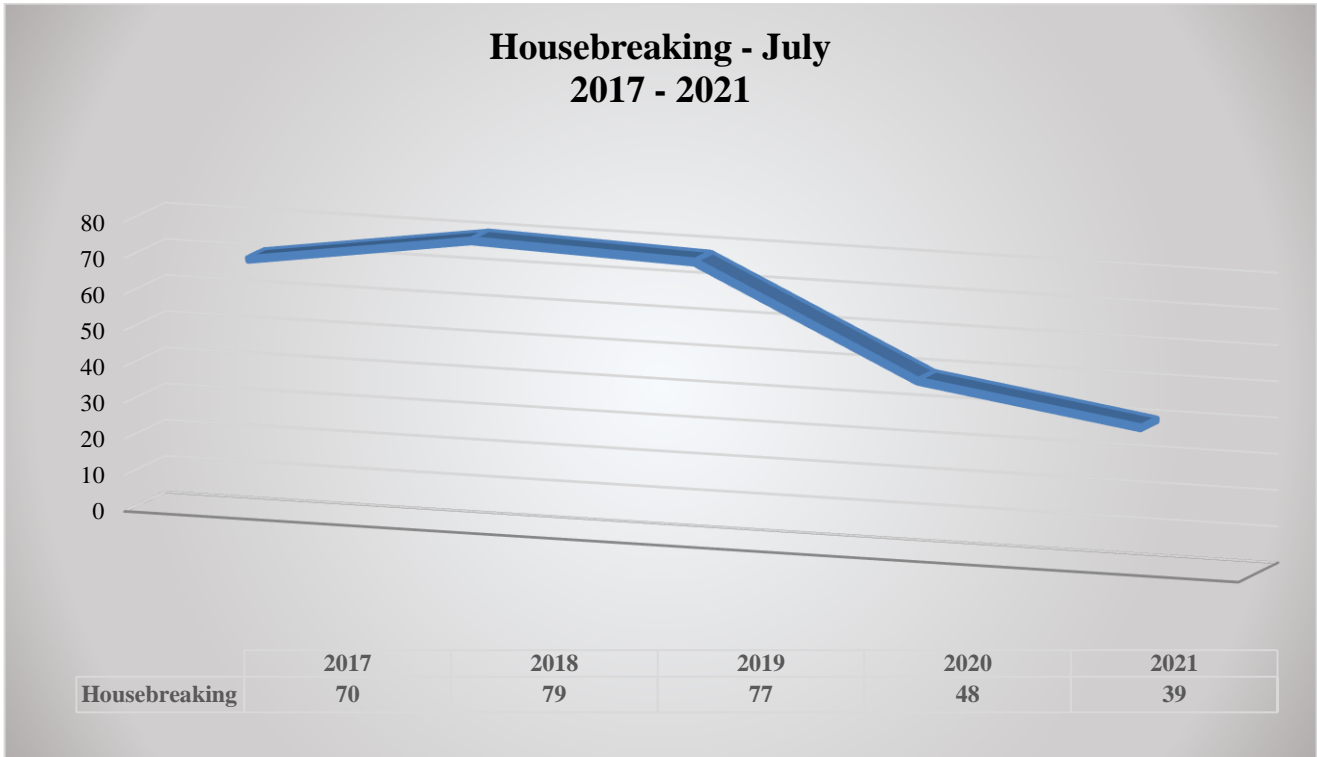
Armed Robbery - Weapon Used July 2021



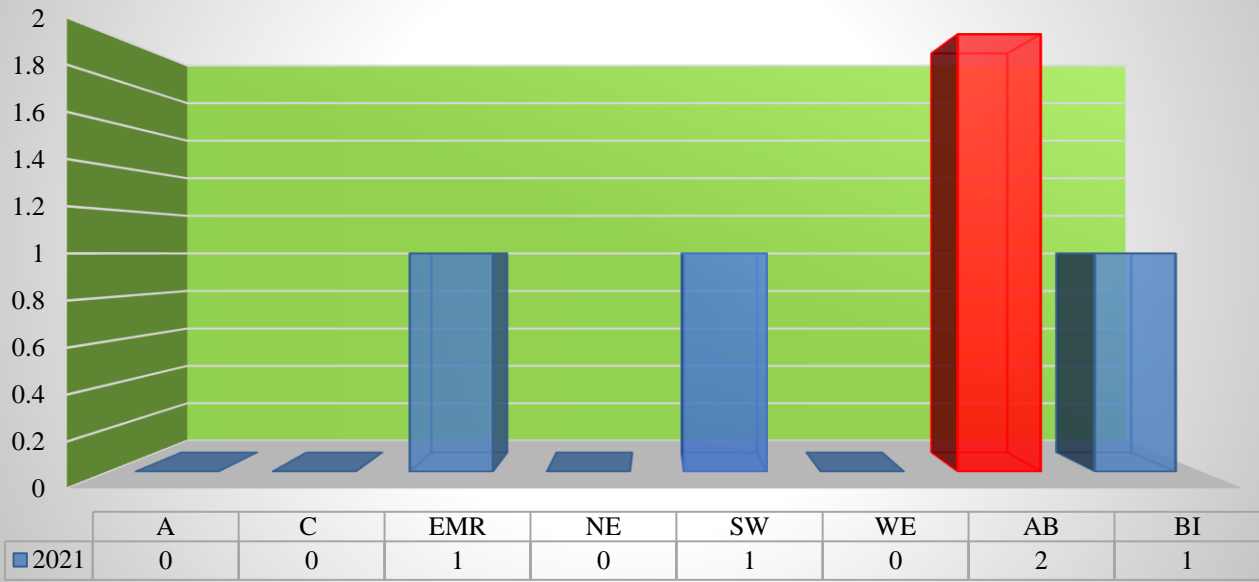


Housebreakings

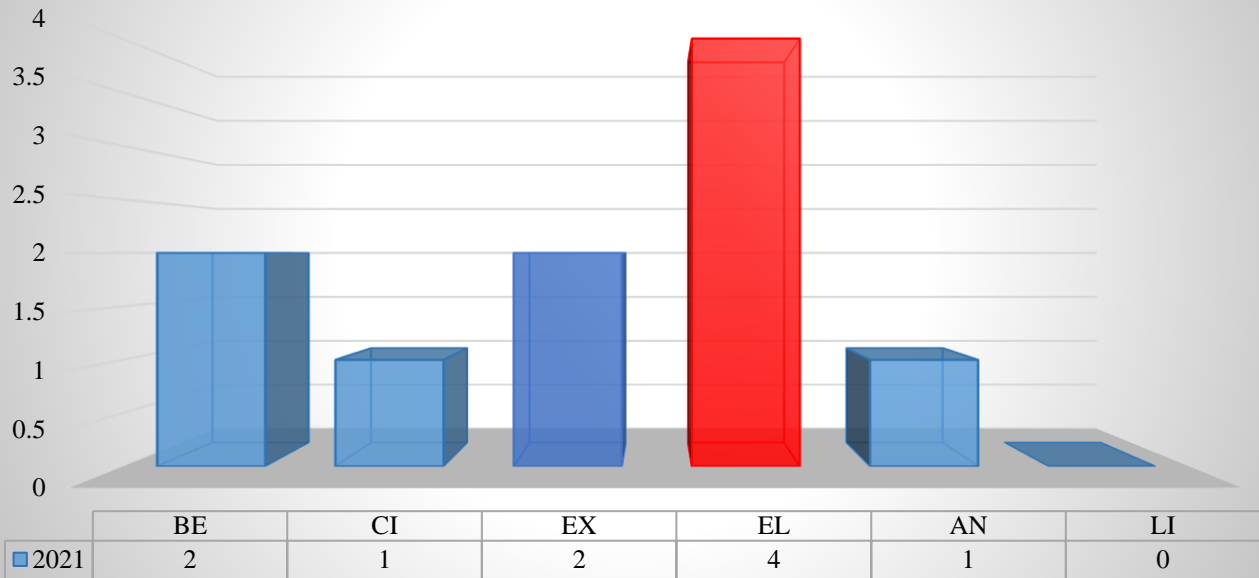
For July 2021, housebreakings decreased by 19%, with 39 incidents, compared to 48 over the same period in 2020. Based on preliminary figures, housebreakings were more likely to occur on a Tuesday than any other day of the week.



Housebreaking - July 2021 Grand Bahama District

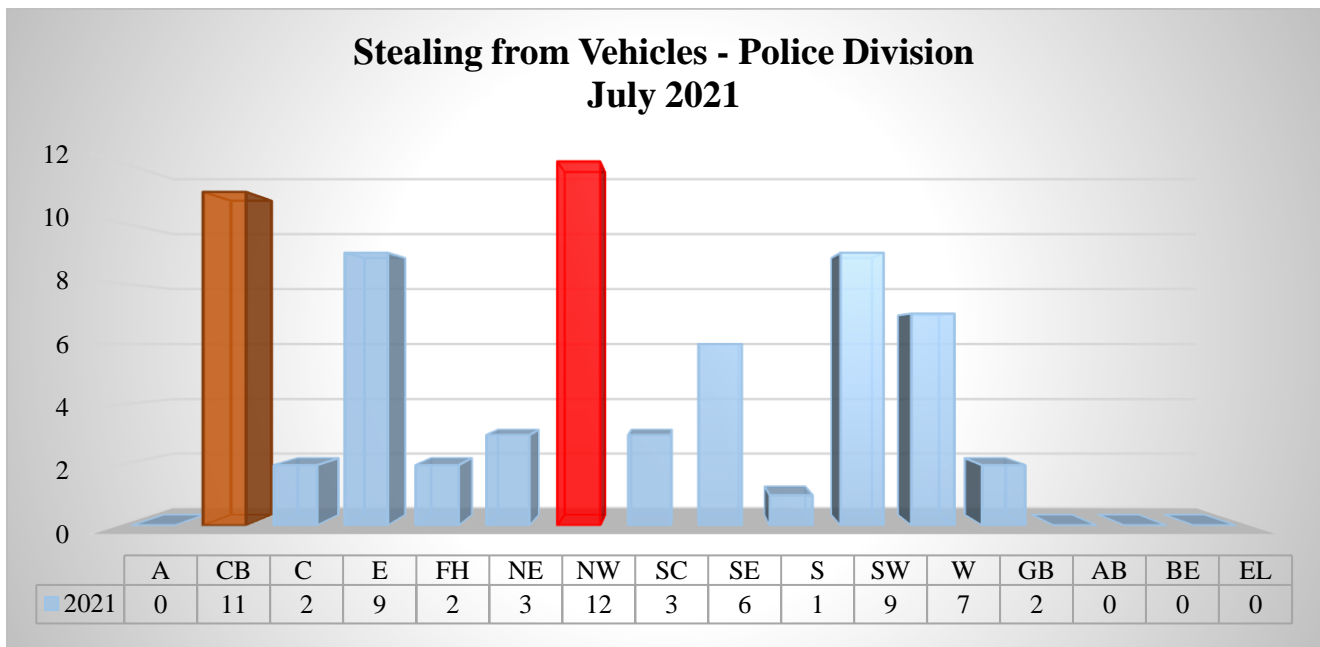
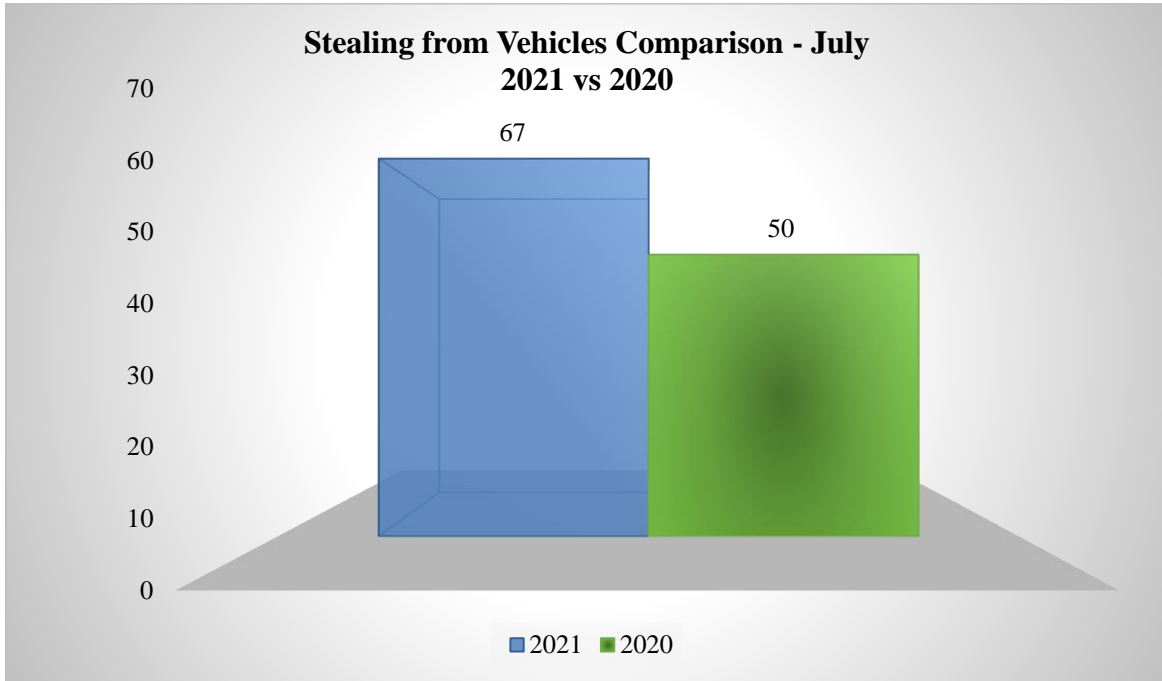


Housebreaking - July 2021 Family Islands District

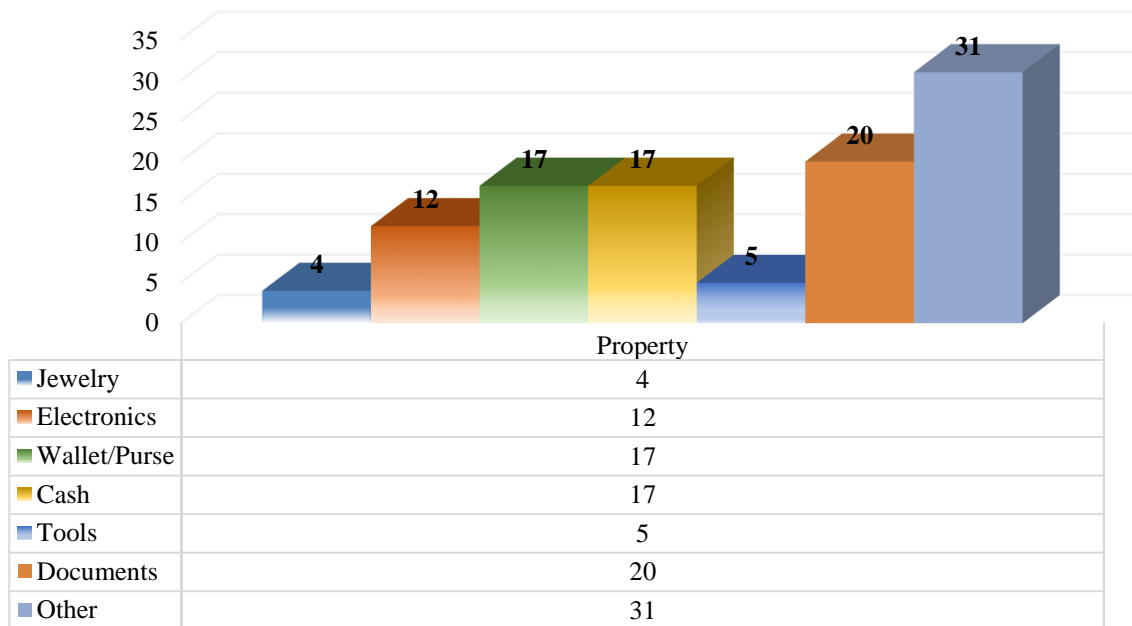


Stealing from Vehicle

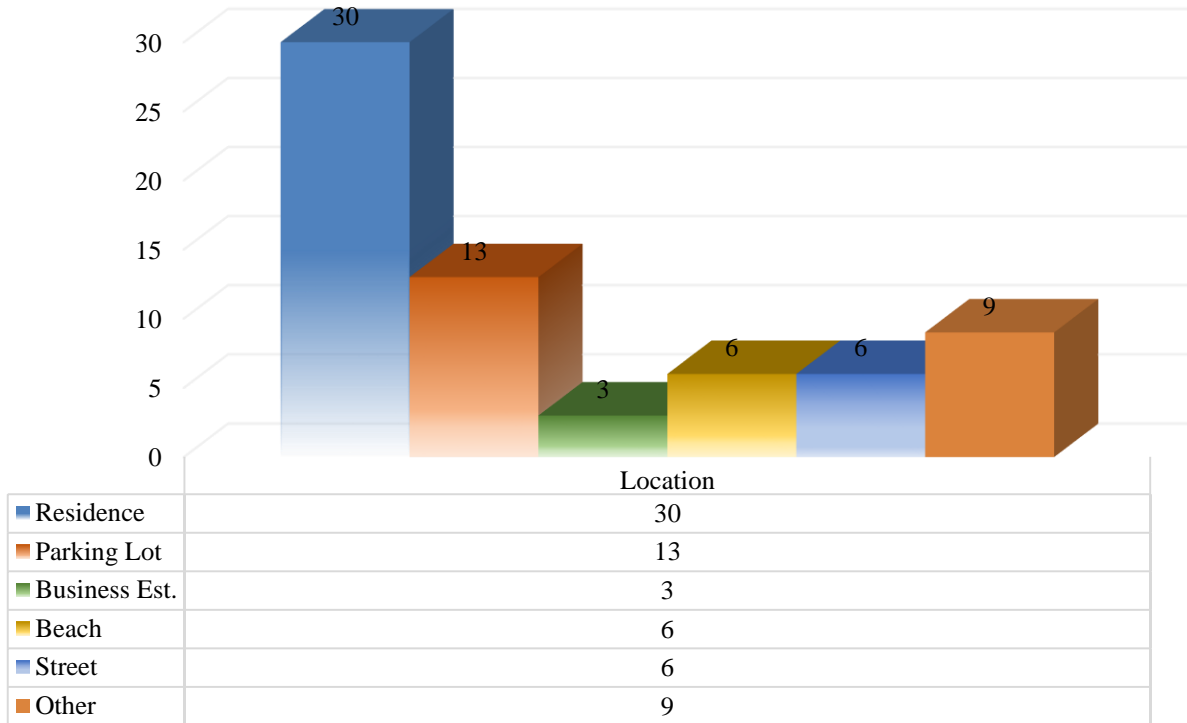
For July 2021, stealing from a vehicle increased by 34% with 67 incidents, compared to 50 over the same period in 2020. Items of choice stolen from vehicles mostly consisted of electronics, documents and cash. Residences were the most targeted areas for this crime representing 55% of stealing incidents. Stealing from vehicles mostly occurred in the Cable Beach Division.



Stealing from Vehicle - Items Stolen July 2021

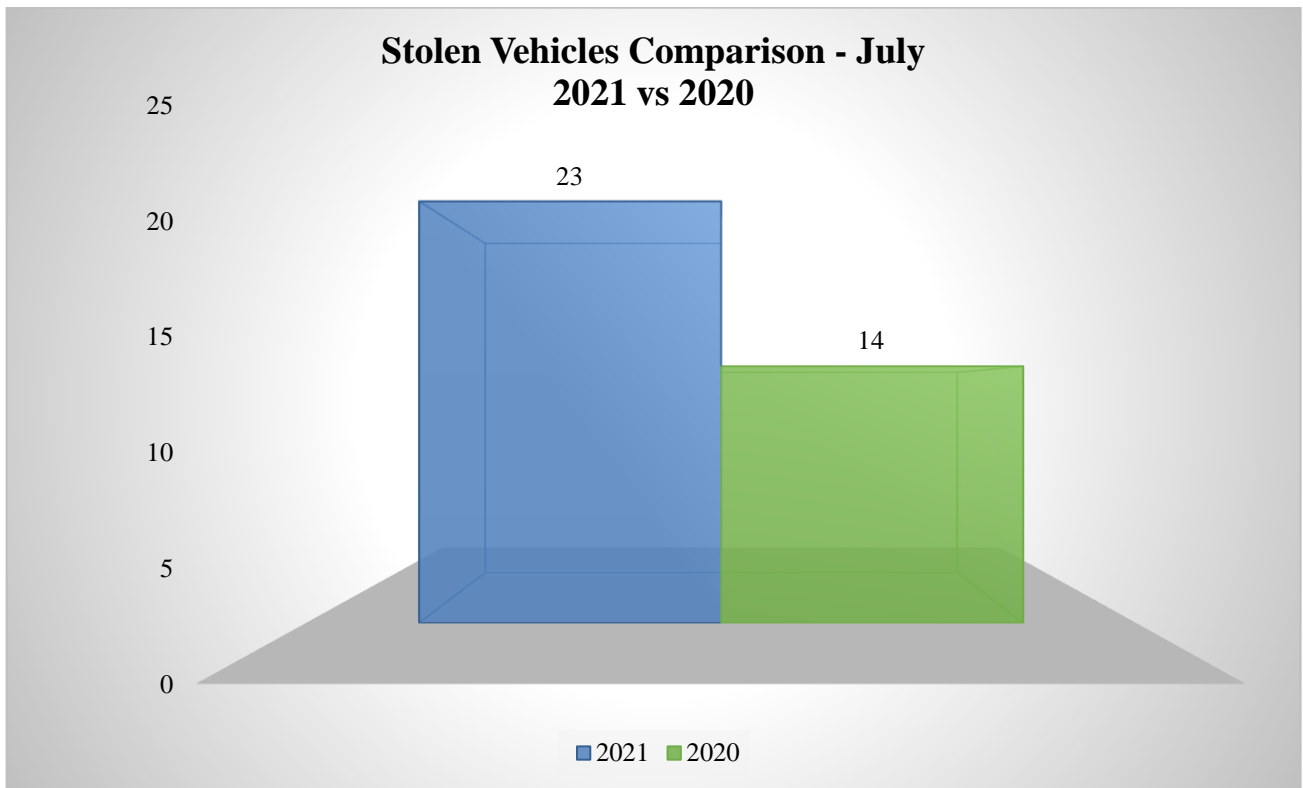


Stealing from Vehicle - Location Type July 2021

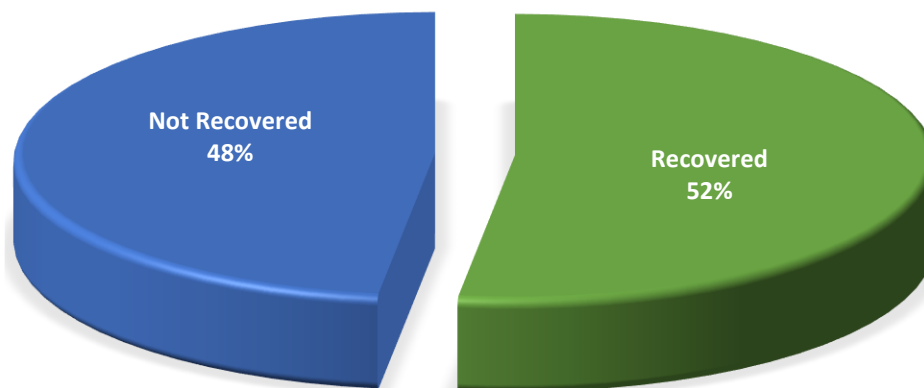


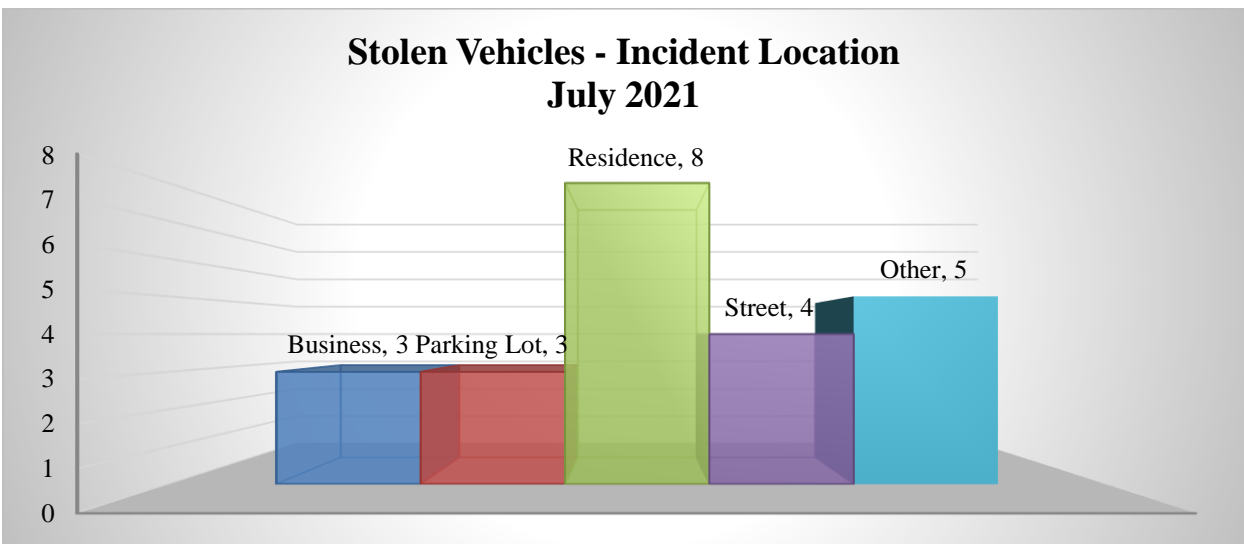
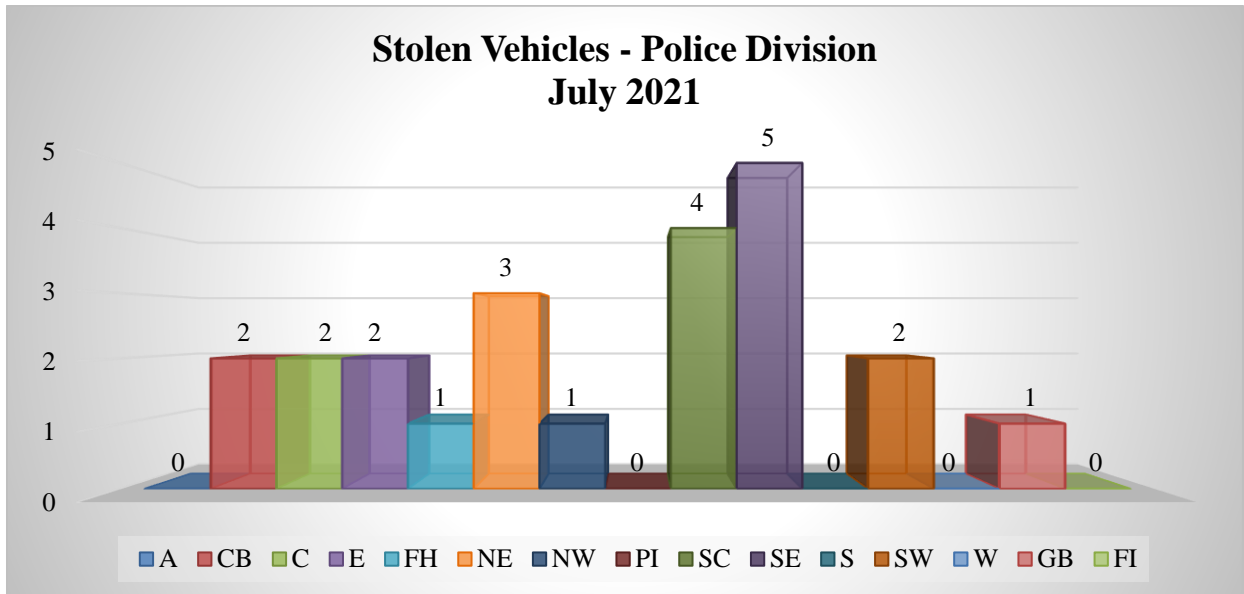
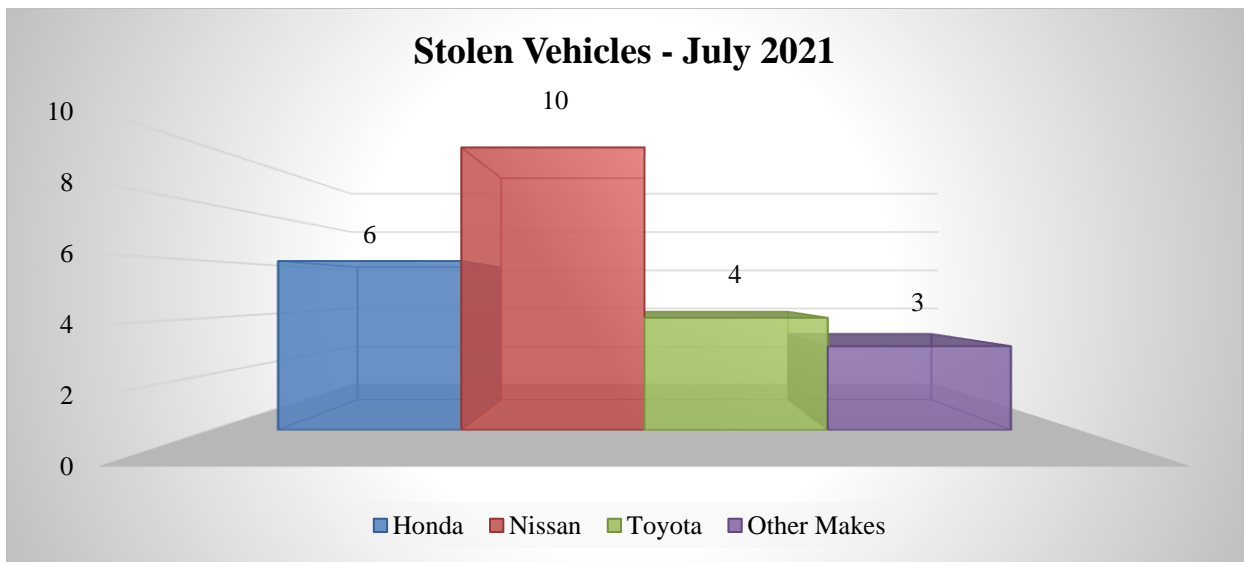
Stolen Vehicle

In July 2021, stolen vehicles increased by 64% with 23 incidents, compared to 14 over the same period in 2020. In addition, 12 or 52% of vehicles stolen were recovered.



Stolen Vehicles Recovered July 2021





**National Reported Crimes
New Providence District
July
2021 vs 2020**

Crimes Against the Person	2021	2020	% CHANGE
Murder	8	4	100
Attempted Murder	0	2	-100
Manslaughter	0	0	0
Rape	3	8	-63
Attempted Rape	1	0	100
Unlawful Sexual Intercourse	3	11	-73
Armed Robbery	39	29	34
Robbery	4	5	-20
Attempted Robbery	1	0	100
Sub-Total	59	59	0
Crimes Against the Property	2021	2020	Total
Burglary	9	16	-44
Housebreaking	25	32	-22
Shopbreaking	45	28	61
Stealing	85	61	39
Stealing from Vehicle	65	46	41
Stolen Vehicle	22	12	83
Sub-Total	251	195	29
Total	310	254	22

**National Reported Crimes
New Providence District Breakdown
July 2021**

Crimes Against the Person	A	CB	C	E	FH	NE	NW	PI	SC	SE	S	SW	W	Total
Murder	0	0	0	2	0	0	1	0	2	0	0	3	0	8
Attempted Murder	0	0	0	0	0	0	0	0	0	0	0	0	0	0
Manslaughter	0	0	0	0	0	0	0	0	0	0	0	0	0	0
Rape	0	0	0	0	0	0	0	0	1	0	0	2	0	3
Attempted Rape	0	1	0	0	0	0	0	0	0	0	0	0	0	1
Unlawful Sex	0	0	0	0	0	0	0	0	0	1	0	1	1	3
Armed Robbery	0	1	2	4	1	8	0	0	5	5	3	10	0	39
Robbery	0	0	0	0	0	2	0	0	0	1	1	0	0	4
Attempted Robbery	0	1	0	0	0	0	0	0	0	0	0	0	0	1
Sub Total	0	3	2	6	1	10	1	0	8	7	4	16	1	59
Crimes Against the Property	A	CB	C	E	FH	NE	NW	PI	SC	SE	S	SW	W	Total
Burglary	0	0	2	0	0	2	0	0	1	1	2	1	0	9
Housebreaking	0	3	1	3	1	0	4	0	4	3	2	1	3	25
Shopbreaking	0	0	4	1	2	14	5	0	6	7	4	2	0	45
Stealing	0	7	3	10	4	6	9	3	8	11	6	15	3	85
Stealing from Vehicle	0	11	2	9	2	3	12	0	3	6	1	9	7	65
Stolen Vehicle	0	2	2	2	1	3	1	0	4	5	0	2	0	22
Sub Total	0	23	14	25	10	28	31	3	26	33	15	30	13	251
TOTAL	0	26	16	31	11	38	32	3	34	40	19	46	14	310

**National Reported Crimes
New Providence District
Airport Division
July
2021 vs 2020**

Crimes Against the Person	2021	2020	% CHANGE
Murder	0	0	0
Attempted Murder	0	0	0
Manslaughter	0	0	0
Rape	0	0	0
Attempted Rape	0	0	0
Unlawful Sexual Intercourse	0	0	0
Armed Robbery	0	0	0
Robbery	0	0	0
Attempted Robbery	0	0	0
Sub-Total	0	0	0
Crimes Against the Property	2021	2020	Total
Burglary	0	0	0
Housebreaking	0	0	0
Shopbreaking	0	0	0
Stealing	0	0	0
Stealing from Vehicle	0	0	0
Stolen Vehicle	0	0	0
Sub-Total	0	0	0
Total	0	0	0

**National Reported Crimes
New Providence District
Cable Beach Division
July
2021 vs 2020**

Crimes Against the Person	2021	2020	% CHANGE
Murder	0	0	0
Attempted Murder	0	0	0
Manslaughter	0	0	0
Rape	0	0	0
Attempted Rape	1	0	100
Unlawful Sexual Intercourse	0	0	0
Armed Robbery	1	1	0
Robbery	0	0	0
Attempted Robbery	1	0	100
Sub-Total	3	1	200
Crimes Against the Property	2021	2020	Total
Burglary	0	2	-100
Housebreaking	3	4	-25
Shopbreaking	0	1	-100
Stealing	7	4	75
Stealing from Vehicle	11	14	-21
Stolen Vehicle	2	2	0
Sub-Total	23	27	-15
Total	26	28	-7

**National Reported Crimes
New Providence District
Central Division
July
2021 vs 2020**

Crimes Against the Person	2021	2020	% CHANGE
Murder	0	0	0
Attempted Murder	0	0	0
Manslaughter	0	0	0
Rape	0	0	0
Attempted Rape	0	0	0
Unlawful Sexual Intercourse	0	2	-100
Armed Robbery	2	2	0
Robbery	0	0	0
Attempted Robbery	0	0	0
Sub-Total	2	4	-50
Crimes Against the Property	2021	2020	Total
Burglary	2	0	100
Housebreaking	1	3	-67
Shopbreaking	4	0	100
Stealing	3	1	200
Stealing from Vehicle	2	1	100
Stolen Vehicle	2	1	100
Sub-Total	14	6	133
Total	16	10	60

**National Reported Crimes
New Providence District
Eastern Division
July
2021 vs 2020**

Crimes Against the Person	2021	2020	% CHANGE
Murder	2	1	100
Attempted Murder	0	0	0
Manslaughter	0	0	0
Rape	0	0	0
Attempted Rape	0	0	0
Unlawful Sexual Intercourse	0	1	-100
Armed Robbery	4	1	300
Robbery	0	1	-100
Attempted Robbery	0	0	0
Sub-Total	6	4	50
Crimes Against the Property	2021	2020	Total
Burglary	0	0	0
Housebreaking	3	3	0
Shopbreaking	1	1	0
Stealing	10	6	67
Stealing from Vehicle	9	4	125
Stolen Vehicle	2	1	100
Sub-Total	25	15	67
Total	31	19	63

**National Reported Crimes
New Providence District
Fox Hill Division
July
2021 vs 2020**

Crimes Against the Person	2021	2020	% CHANGE
Murder	0	0	0
Attempted Murder	0	0	0
Manslaughter	0	0	0
Rape	0	0	0
Attempted Rape	0	0	0
Unlawful Sexual Intercourse	0	1	-100
Armed Robbery	1	2	-50
Robbery	0	1	-100
Attempted Robbery	0	0	0
Sub-Total	1	4	-75
Crimes Against the Property	2021	2020	Total
Burglary	0	0	0
Housebreaking	1	3	-67
Shopbreaking	2	1	100
Stealing	4	3	33
Stealing from Vehicle	2	2	0
Stolen Vehicle	1	0	100
Sub-Total	10	9	11
Total	11	13	-15

**National Reported Crimes
New Providence District
Northeastern Division
July
2021 vs 2020**

Crimes Against the Person	2021	2020	% CHANGE
Murder	0	0	0
Attempted Murder	0	0	0
Manslaughter	0	0	0
Rape	0	1	-100
Attempted Rape	0	0	0
Unlawful Sexual Intercourse	0	2	-100
Armed Robbery	8	3	167
Robbery	2	1	100
Attempted Robbery	0	0	0
Sub-Total	10	7	43
Crimes Against the Property	2021	2020	Total
Burglary	2	3	-33
Housebreaking	0	6	-100
Shopbreaking	14	11	27
Stealing	6	5	20
Stealing from Vehicle	3	2	50
Stolen Vehicle	3	1	200
Sub-Total	28	28	0
Total	38	35	9

**National Reported Crimes
New Providence District
Northwestern Division
July
2021 vs 2020**

Crimes Against the Person	2021	2020	% CHANGE
Murder	1	1	0
Attempted Murder	0	0	0
Manslaughter	0	0	0
Rape	0	0	0
Attempted Rape	0	0	0
Unlawful Sexual Intercourse	0	1	-100
Armed Robbery	0	0	0
Robbery	0	0	0
Attempted Robbery	0	0	0
Sub-Total	1	2	-50
Crimes Against the Property	2021	2020	Total
Burglary	0	1	-100
Housebreaking	4	0	100
Shopbreaking	5	2	150
Stealing	9	1	800
Stealing from Vehicle	12	3	300
Stolen Vehicle	1	0	100
Sub-Total	31	7	343
Total	32	9	256

**National Reported Crimes
New Providence District
Paradise Island Division
July
2021 vs 2020**

Crimes Against the Person	2021	2020	% CHANGE
Murder	0	0	0
Attempted Murder	0	0	0
Manslaughter	0	0	0
Rape	0	0	0
Attempted Rape	0	0	0
Unlawful Sexual Intercourse	0	0	0
Armed Robbery	0	0	0
Robbery	0	0	0
Attempted Robbery	0	0	0
Sub-Total	0	0	0
Crimes Against the Property	2021	2020	Total
Burglary	0	0	0
Housebreaking	0	0	0
Shopbreaking	0	0	0
Stealing	3	1	200
Stealing from Vehicle	0	0	0
Stolen Vehicle	0	0	0
Sub-Total	3	1	200
Total	3	1	200

**National Reported Crimes
New Providence District
South Central Division
July
2021 vs 2020**

Crimes Against the Person	2021	2020	% CHANGE
Murder	2	0	100
Attempted Murder	0	1	-100
Manslaughter	0	0	0
Rape	1	4	-75
Attempted Rape	0	0	0
Unlawful Sexual Intercourse	0	2	-100
Armed Robbery	5	5	0
Robbery	0	0	#0
Attempted Robbery	0	0	0
Sub-Total	8	12	-33
Crimes Against the Property	2021	2020	Total
Burglary	1	1	0
Housebreaking	4	1	300
Shopbreaking	6	3	100
Stealing	8	9	-11
Stealing from Vehicle	3	5	-40
Stolen Vehicle	4	2	100
Sub-Total	26	21	24
Total	34	33	3

**National Reported Crimes
New Providence District
Southeastern Division
July
2021 vs 2020**

Crimes Against the Person	2021	2020	% CHANGE
Murder	0	2	-100
Attempted Murder	0	1	-100
Manslaughter	0	0	0
Rape	0	0	0
Attempted Rape	0	0	0
Unlawful Sexual Intercourse	1	0	0
Armed Robbery	5	5	0
Robbery	1	1	0
Attempted Robbery	0	0	#0
Sub-Total	7	9	-22
Crimes Against the Property	2021	2020	Total
Burglary	1	3	-67
Housebreaking	3	3	0
Shopbreaking	7	4	75
Stealing	11	4	175
Stealing from Vehicle	6	9	-33
Stolen Vehicle	5	2	150
Sub-Total	33	25	32
Total	40	34	18

**National Reported Crimes
New Providence District
Southern Division
July
2021 vs 2020**

Crimes Against the Person	2021	2020	% CHANGE
Murder	0	0	0
Attempted Murder	0	0	0
Manslaughter	0	0	#0
Rape	0	2	-100
Attempted Rape	0	0	0
Unlawful Sexual Intercourse	0	1	-100
Armed Robbery	3	5	-40
Robbery	1	1	0
Attempted Robbery	0	0	0
Sub-Total	4	9	-56
Crimes Against the Property	2021	2020	Total
Burglary	2	3	-33
Housebreaking	2	4	-50
Shopbreaking	4	4	0
Stealing	6	4	50
Stealing from Vehicle	1	2	-50
Stolen Vehicle	0	1	-100
Sub-Total	15	18	-17
Total	19	27	-30

**National Reported Crimes
New Providence District
Southwestern Division
July
2021 vs 2020**

Crimes Against the Person	2021	2020	% CHANGE
Murder	3	0	100
Attempted Murder	0	0	0
Manslaughter	0	0	0
Rape	2	1	100
Attempted Rape	0	0	0
Unlawful Sexual Intercourse	1	1	0
Armed Robbery	10	5	100
Robbery	0	0	0
Attempted Robbery	0	0	0
Sub-Total	16	7	129
Crimes Against the Property	2021	2020	Total
Burglary	1	0	100
Housebreaking	1	2	-50
Shopbreaking	2	0	0
Stealing	15	13	15
Stealing from Vehicle	9	2	350
Stolen Vehicle	2	2	0
Sub-Total	30	19	58
Total	46	26	77

**National Reported Crimes
New Providence District
Western Division
July
2021 vs 2020**

Crimes Against the Person	2021	2020	% CHANGE
Murder	0	0	0
Attempted Murder	0	0	0
Manslaughter	0	0	0
Rape	0	0	0
Attempted Rape	0	0	0
Unlawful Sexual Intercourse	1	0	0
Armed Robbery	0	0	0
Robbery	0	0	0
Attempted Robbery	0	0	0
Sub-Total	1	0	100
Crimes Against the Property	2021	2020	Total
Burglary	0	3	-100
Housebreaking	3	3	0
Shopbreaking	0	1	-100
Stealing	3	10	-70
Stealing from Vehicle	7	2	250
Stolen Vehicle	0	0	0
Sub-Total	13	19	-32
Total	14	19	-26

**National Reported Crimes
Grand Bahama & Northern Bahamas District (Abaco & Bimini)**

**July
2021 vs 2020**

Crimes Against the Person	2021	2020	% CHANGE
Murder	0	0	0
Attempted Murder	0	0	0
Manslaughter	0	0	0
Rape	0	0	0
Attempted Rape	0	0	0
Unlawful Sexual Intercourse	1	1	0
Armed Robbery	0	1	-100
Robbery	0	0	0
Attempted Robbery	0	0	0
Sub-Total	1	2	-50
Crimes Against the Property	2021	2020	Total
Burglary	0	1	-100
Housebreaking	4	9	-56
Shopbreaking	5	3	67
Stealing	20	9	122
Stealing from Vehicle	2	3	-33
Stolen Vehicle	1	2	-50
Sub-Total	32	27	19
Total	33	29	14

National Reported Crimes
Grand Bahama & Northern Bahamas District
(Abaco & Bimini) Breakdown
July 2021

Crimes Against the Person	A	C	EMR	NE	SW	WE	AB GBNB	BI GBNB	Total
Murder	0	0	0	0	0	0	0	0	0
Attempted Murder	0	0	0	0	0	0	0	0	0
Manslaughter	0	0	0	0	0	0	0	0	0
Rape	0	0	0	0	0	0	0	0	0
Attempted Rape	0	0	0	0	0	0	0	0	0
Unlawful Sex	0	0	0	1	0	0	0	0	1
Armed Robbery	0	0	0	0	0	0	0	0	0
Robbery	0	0	0	0	0	0	0	0	0
Attempted Robbery	0	0	0	0	0	0	0	0	0
Sub Total	0	0	0	1	0	0	0	0	1
Crimes Against the Property	A	C	EMR	NE	SW	WE	AB GBNB	BI GBNB	TOTAL
Burglary	0	0	0	0	0	0	0	0	0
Housebreaking	0	0	1	0	0	0	2	1	4
Shopbreaking	0	2	1	1	1	0	0	0	5
Stealing	0	4	0	1	3	1	8	3	20
Stealing from Vehicle	0	0	1	0	1	0	0	0	2
Stolen Vehicle	0	0	0	0	1	0	0	0	1
Sub Total	0	6	3	2	6	1	10	4	32
TOTAL	0	6	3	3	6	1	10	4	33

**National Reported Crimes
Grand Bahama & Northern Bahamas District (Abaco & Bimini)
Airport Division
July
2021 vs 2020**

Crimes Against the Person	2021	2020	% CHANGE
Murder	0	0	0
Attempted Murder	0	0	0
Manslaughter	0	0	0
Rape	0	0	0
Attempted Rape	0	0	0
Unlawful Sexual Intercourse	0	0	0
Armed Robbery	0	0	0
Robbery	0	0	0
Attempted Robbery	0	0	0
Sub-Total	0	0	0
Crimes Against the Property	2021	2020	Total
Burglary	0	0	0
Housebreaking	0	0	0
Shopbreaking	0	0	0
Stealing	0	0	0
Stealing from Vehicle	0	0	0
Stolen Vehicle	0	0	0
Sub-Total	0	0	0
Total	0	0	0

**National Reported Crimes
Grand Bahama & Northern Bahamas District (Abaco & Bimini)
Central Division
July
2021 vs 2020**

Crimes Against the Person	2021	2020	% CHANGE
Murder	0	0	0
Attempted Murder	0	0	0
Manslaughter	0	0	0
Rape	0	0	0
Attempted Rape	0	0	0
Unlawful Sexual Intercourse	0	1	-100
Armed Robbery	0	0	0
Robbery	0	0	0
Attempted Robbery	0	0	0
Sub-Total	0	1	-100
Crimes Against the Property	2021	2020	Total
Burglary	0	0	0
Housebreaking	0	1	-100
Shopbreaking	2	2	0
Stealing	4	1	300
Stealing from Vehicle	0	1	-100
Stolen Vehicle	0	0	0
Sub-Total	6	5	20
Total	6	6	0

**National Reported Crimes
Grand Bahama & Northern Bahamas District (Abaco & Bimini)
Eight Mile Rock Division
July
2021 vs 2020**

Crimes Against the Person	2021	2020	% CHANGE
Murder	0	0	0
Attempted Murder	0	0	0
Manslaughter	0	0	0
Rape	0	0	0
Attempted Rape	0	0	0
Unlawful Sexual Intercourse	0	0	0
Armed Robbery	0	0	0
Robbery	0	0	0
Attempted Robbery	0	0	0
Sub-Total	0	0	0
Crimes Against the Property	2021	2020	Total
Burglary	0	1	-100
Housebreaking	1	2	-50
Shopbreaking	1	0	0
Stealing	0	0	0
Stealing from Vehicle	1	0	100
Stolen Vehicle	0	0	0
Sub-Total	3	3	0
Total	3	3	0

**National Reported Crimes
Grand Bahama & Northern Bahamas District (Abaco & Bimini)
Northeastern Division
July
2021 vs 2020**

Crimes Against the Person	2021	2020	% CHANGE
Murder	0	0	0
Attempted Murder	0	0	0
Manslaughter	0	0	0
Rape	0	0	0
Attempted Rape	0	0	0
Unlawful Sexual Intercourse	1	0	100
Armed Robbery	0	0	0
Robbery	0	0	0
Attempted Robbery	0	0	0
Sub-Total	1	0	100
Crimes Against the Property	2021	2020	Total
Burglary	0	0	0
Housebreaking	0	1	-100
Shopbreaking	1	0	100
Stealing	1	0	100
Stealing from Vehicle	0	0	0
Stolen Vehicle	0	0	0
Sub-Total	2	1	100
Total	3	1	200

**National Reported Crimes
Grand Bahama & Northern Bahamas District (Abaco & Bimini)
Southwestern Division
July
2021 vs 2020**

Crimes Against the Person	2021	2020	% CHANGE
Murder	0	0	0
Attempted Murder	0	0	0
Manslaughter	0	0	0
Rape	0	0	0
Attempted Rape	0	0	0
Unlawful Sexual Intercourse	0	0	0
Armed Robbery	0	1	-100
Robbery	0	0	0
Attempted Robbery	0	0	0
Sub-Total	0	1	0
Crimes Against the Property	2021	2020	Total
Burglary	0	0	0
Housebreaking	0	1	-100
Shopbreaking	1	0	100
Stealing	3	3	0
Stealing from Vehicle	1	1	0
Stolen Vehicle	1	1	0
Sub-Total	6	6	0
Total	6	7	-14

National Reported Crimes
Grand Bahama & Northern Bahamas District (Abaco & Bimini)
West End Division
July
2021 vs 2020

Crimes Against the Person	2021	2020	% CHANGE
Murder	0	0	0
Attempted Murder	0	0	0
Manslaughter	0	0	0
Rape	0	0	0
Attempted Rape	0	0	0
Unlawful Sexual Intercourse	0	0	0
Armed Robbery	0	0	0
Robbery	0	0	0
Attempted Robbery	0	0	0
Sub-Total	0	0	0
Crimes Against the Property	2021	2020	Total
Burglary	0	0	0
Housebreaking	0	0	0
Shopbreaking	0	0	0
Stealing	1	1	0
Stealing from Vehicle	0	0	0
Stolen Vehicle	0	0	0
Sub-Total	1	1	0
Total	1	1	0

N.B. These are preliminary figures and are subject to change. Research and Policy Branch, RBPF.

**National Reported Crimes
Grand Bahama & Northern Bahamas District (Abaco & Bimini)
Abaco Division
July
2021 vs 2020**

Crimes Against the Person	2021	2020	% CHANGE
Murder	0	0	0
Attempted Murder	0	0	0
Manslaughter	0	0	0
Rape	0	0	0
Attempted Rape	0	0	0
Unlawful Sexual Intercourse	0	0	0
Armed Robbery	0	0	0
Robbery	0	0	0
Attempted Robbery	0	0	0
Sub-Total	0	0	0
Crimes Against the Property	2021	2020	Total
Burglary	0	0	#0
Housebreaking	2	4	-50
Shopbreaking	0	1	-100
Stealing	8	3	167
Stealing from Vehicle	0	1	-100
Stolen Vehicle	0	1	-100
Sub-Total	10	10	0
Total	10	10	0

**National Reported Crimes
Grand Bahama & Northern Bahamas District (Abaco & Bimini)
Bimini Division
July
2021 vs 2020**

Crimes Against the Person	2021	2020	% CHANGE
Murder	0	0	0
Attempted Murder	0	0	0
Manslaughter	0	0	0
Rape	0	0	0
Attempted Rape	0	0	0
Unlawful Sexual Intercourse	0	0	0
Armed Robbery	0	0	0
Robbery	0	0	0
Attempted Robbery	0	0	0
Sub-Total	0	0	0
Crimes Against the Property	2021	2020	Total
Burglary	0	0	0
Housebreaking	1	0	100
Shopbreaking	0	0	0
Stealing	3	1	200
Stealing from Vehicle	0	0	0
Stolen Vehicle	0	0	0
Sub-Total	4	1	300
Total	4	1	300

**National Reported Crimes
Family Islands District
(Central & Southern Bahamas)
July 2021 vs 2020**

Crimes Against the Person	2021	2020	% CHANGE
Murder	0	0	0
Attempted Murder	0	0	0
Manslaughter	0	0	0
Rape	0	0	0
Attempted Rape	0	0	0
Unlawful Sexual Intercourse	1	2	-50
Armed Robbery	0	0	0
Robbery	0	0	0
Attempted Robbery	0	0	0
Sub-Total	1	2	-50
Crimes Against the Property	2021	2020	% CHANGE
Burglary	0	0	0
Housebreaking	10	7	43
Shopbreaking	2	4	-50
Stealing	9	11	-18
Stealing from Vehicle	0	1	-100
Stolen Vehicle	0	0	0
Sub-Total	21	23	-9
Total	22	25	-12

**National Reported Crimes
Family Islands District Breakdown
(Central & Southern Bahamas)
July 2021**

Crimes Against Person	AC	AN	BE	CI	EL	EX	IN	LI	M	RC	SS	Total
Murder	0	0	0	0	0	0	0	0	0	0	0	0
Attempted Murder	0	0	0	0	0	0	0	0	0	0	0	0
Manslaughter	0	0	0	0	0	0	0	0	0	0	0	0
Rape	0	0	0	0	0	0	0	0	0	0	0	0
Attempted Rape	0	0	0	0	0	0	0	0	0	0	0	0
Unlawful Sex	0	0	0	1	0	0	0	0	0	0	0	1
Armed Robbery	0	0	0	0	0	0	0	0	0	0	0	0
Robbery	0	0	0	0	0	0	0	0	0	0	0	0
Attempted Robbery	0	0	0	0	0	0	0	0	0	0	0	0
Sub Total	0	0	0	1	0	0	0	0	0	0	0	1
Crimes Against Property	AC	AN	BE	CI	EL	EX	IN	LI	M	RC	SS	Total
Burglary	0	0	0	0	0	0	0	0	0	0	0	0
Housebreaking	0	1	2	1	4	2	0	0	0	0	0	10
Shopbreaking	0	1	0	0	1	0	0	0	0	0	0	2
Stealing	0	0	0	1	7	0	0	1	0	0	0	9
Stealing from Vehicle	0	0	0	0	0	0	0	0	0	0	0	0
Stolen Vehicle	0	0	0	0	0	0	0	0	0	0	0	0
Sub Total	0	2	2	2	12	2	0	1	0	0	0	21
TOTAL	0	2	2	3	12	2	0	1	0	0	0	22

**National Reported Crimes
Family Islands District
Acklins Division
July
2021 vs 2020**

Crimes Against the Person	2021	2020	% CHANGE
Murder	0	0	0
Attempted Murder	0	0	0
Manslaughter	0	0	0
Rape	0	0	0
Attempted Rape	0	0	0
Unlawful Sexual Intercourse	0	0	0
Armed Robbery	0	0	0
Robbery	0	0	0
Attempted Robbery	0	0	0
Sub-Total	0	0	0
Crimes Against the Property	2021	2020	Total
Burglary	0	0	0
Housebreaking	0	0	0
Shopbreaking	0	0	0
Stealing	0	0	0
Stealing from Vehicle	0	0	0
Stolen Vehicle	0	0	0
Sub-Total	0	0	0
Total	0	0	0

**National Reported Crimes
Family Islands District
Andros Division
July
2021 vs 2020**

Crimes Against the Person	2021	2020	% CHANGE
Murder	0	0	0
Attempted Murder	0	0	0
Manslaughter	0	0	0
Rape	0	0	0
Attempted Rape	0	0	0
Unlawful Sexual Intercourse	0	0	0
Armed Robbery	0	0	0
Robbery	0	0	0
Attempted Robbery	0	0	0
Sub-Total	0	0	0
Crimes Against the Property	2021	2020	Total
Burglary	0	0	0
Housebreaking	1	1	0
Shopbreaking	1	1	0
Stealing	0	4	-100
Stealing from Vehicle	0	1	-100
Stolen Vehicle	0	0	0
Sub-Total	2	7	-71
Total	2	7	-71

**National Reported Crimes
Family Islands District
Berry Island Division
July
2021 vs 2020**

Crimes Against the Person	2021	2020	% CHANGE
Murder	0	0	0
Attempted Murder	0	0	0
Manslaughter	0	0	0
Rape	0	0	0
Attempted Rape	0	0	0
Unlawful Sexual Intercourse	0	0	0
Armed Robbery	0	0	0
Robbery	0	0	0
Attempted Robbery	0	0	0
Sub-Total	0	0	0
Crimes Against the Property	2021	2020	Total
Burglary	0	0	0
Housebreaking	2	0	100
Shopbreaking	0	0	0
Stealing	0	0	0
Stealing from Vehicle	0	0	0
Stolen Vehicle	0	0	0
Sub-Total	2	0	100
Total	2	0	100

**National Reported Crimes
Family Islands District
Cat Island Division
July
2021 vs 2020**

Crimes Against the Person	2021	2020	% CHANGE
Murder	0	0	0
Attempted Murder	0	0	0
Manslaughter	0	0	0
Rape	0	0	0
Attempted Rape	0	0	0
Unlawful Sexual Intercourse	1	0	100
Armed Robbery	0	0	0
Robbery	0	0	0
Attempted Robbery	0	0	0
Sub-Total	1	0	100
Crimes Against the Property	2021	2020	Total
Burglary	0	0	0
Housebreaking	1	0	100
Shopbreaking	0	0	0
Stealing	1	0	100
Stealing from Vehicle	0	0	0
Stolen Vehicle	0	0	0
Sub-Total	2	0	100
Total	3	0	100

**National Reported Crimes
Family Islands District
Eleuthera Division
July
2021 vs 2020**

Crimes Against the Person	2021	2020	% CHANGE
Murder	0	0	0
Attempted Murder	0	0	0
Manslaughter	0	0	0
Rape	0	0	0
Attempted Rape	0	0	0
Unlawful Sexual Intercourse	0	0	0
Armed Robbery	0	0	0
Robbery	0	0	0
Attempted Robbery	0	0	0
Sub-Total	0	0	0
Crimes Against the Property	2021	2020	Total
Burglary	0	0	0
Housebreaking	4	3	33
Shopbreaking	1	3	-67
Stealing	7	5	40
Stealing from Vehicle	0	0	0
Stolen Vehicle	0	0	0
Sub-Total	12	11	9
Total	12	11	9

**National Reported Crimes
Family Islands District
Exuma Division
July
2021 vs 2020**

Crimes Against the Person	2021	2020	% CHANGE
Murder	0	0	0
Attempted Murder	0	0	0
Manslaughter	0	0	0
Rape	0	0	0
Attempted Rape	0	0	0
Unlawful Sexual Intercourse	0	2	-100
Armed Robbery	0	0	0
Robbery	0	0	0
Attempted Robbery	0	0	0
Sub-Total	0	2	-100
Crimes Against the Property	2021	2020	Total
Burglary	0	0	0
Housebreaking	2	3	-33
Shopbreaking	0	0	0
Stealing	0	1	-100
Stealing from Vehicle	0	0	0
Stolen Vehicle	0	0	0
Sub-Total	2	4	-50
Total	2	6	-67

**National Reported Crimes
Family Islands District
Inagua Division
July
2021 vs 2020**

Crimes Against the Person	2021	2020	% CHANGE
Murder	0	0	0
Attempted Murder	0	0	0
Manslaughter	0	0	0
Rape	0	0	0
Attempted Rape	0	0	0
Unlawful Sexual Intercourse	0	0	0
Armed Robbery	0	0	0
Robbery	0	0	0
Attempted Robbery	0	0	0
Sub-Total	0	0	0
Crimes Against the Property	2021	2020	Total
Burglary	0	0	0
Housebreaking	0	0	0
Shopbreaking	0	0	0
Stealing	0	0	0
Stealing from Vehicle	0	0	0
Stolen Vehicle	0	0	0
Sub-Total	0	0	0
Total	0	0	0

**National Reported Crimes
Family Islands District
Long Island Division
July
2021 vs 2020**

Crimes Against the Person	2021	2020	% CHANGE
Murder	0	0	0
Attempted Murder	0	0	0
Manslaughter	0	0	0
Rape	0	0	0
Attempted Rape	0	0	0
Unlawful Sexual Intercourse	0	0	0
Armed Robbery	0	0	0
Robbery	0	0	0
Attempted Robbery	0	0	0
Sub-Total	0	0	0
Crimes Against the Property	2021	2020	Total
Burglary	0	0	0
Housebreaking	0	0	0
Shopbreaking	0	0	0
Stealing	1	1	0
Stealing from Vehicle	0	0	0
Stolen Vehicle	0	0	0
Sub-Total	1	1	0
Total	1	1	0

**National Reported Crimes
Family Islands District
Mayaguana Division
July
2021 vs 2020**

Crimes Against the Person	2021	2020	% CHANGE
Murder	0	0	0
Attempted Murder	0	0	0
Manslaughter	0	0	0
Rape	0	0	0
Attempted Rape	0	0	0
Unlawful Sexual Intercourse	0	0	0
Armed Robbery	0	0	0
Robbery	0	0	0
Attempted Robbery	0	0	0
Sub-Total	0	0	0
Crimes Against the Property	2021	2020	Total
Burglary	0	0	0
Housebreaking	0	0	0
Shopbreaking	0	0	0
Stealing	0	0	0
Stealing from Vehicle	0	0	0
Stolen Vehicle	0	0	0
Sub-Total	0	0	0
Total	0	0	0

**National Reported Crimes
Family Islands District
San Salvador Division
July
2021 vs 2020**

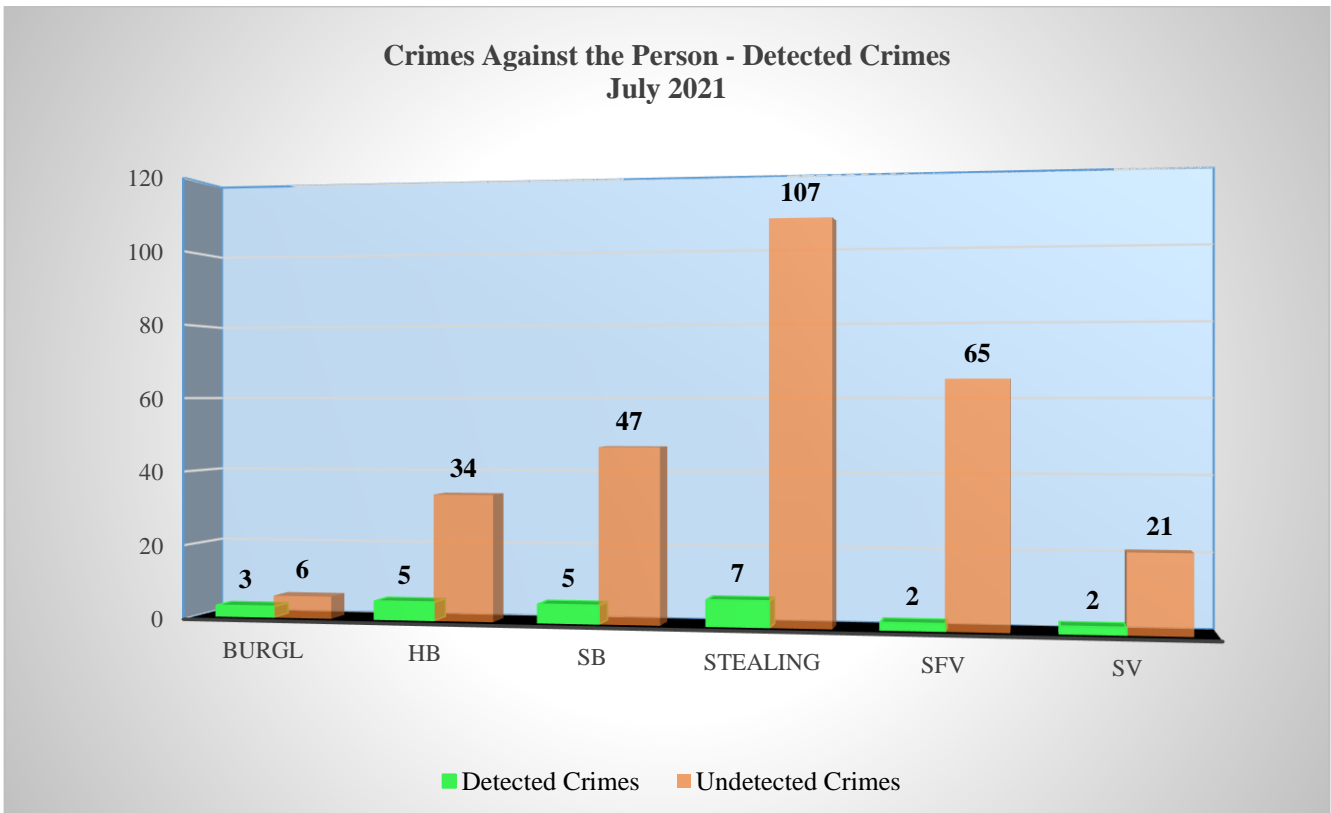
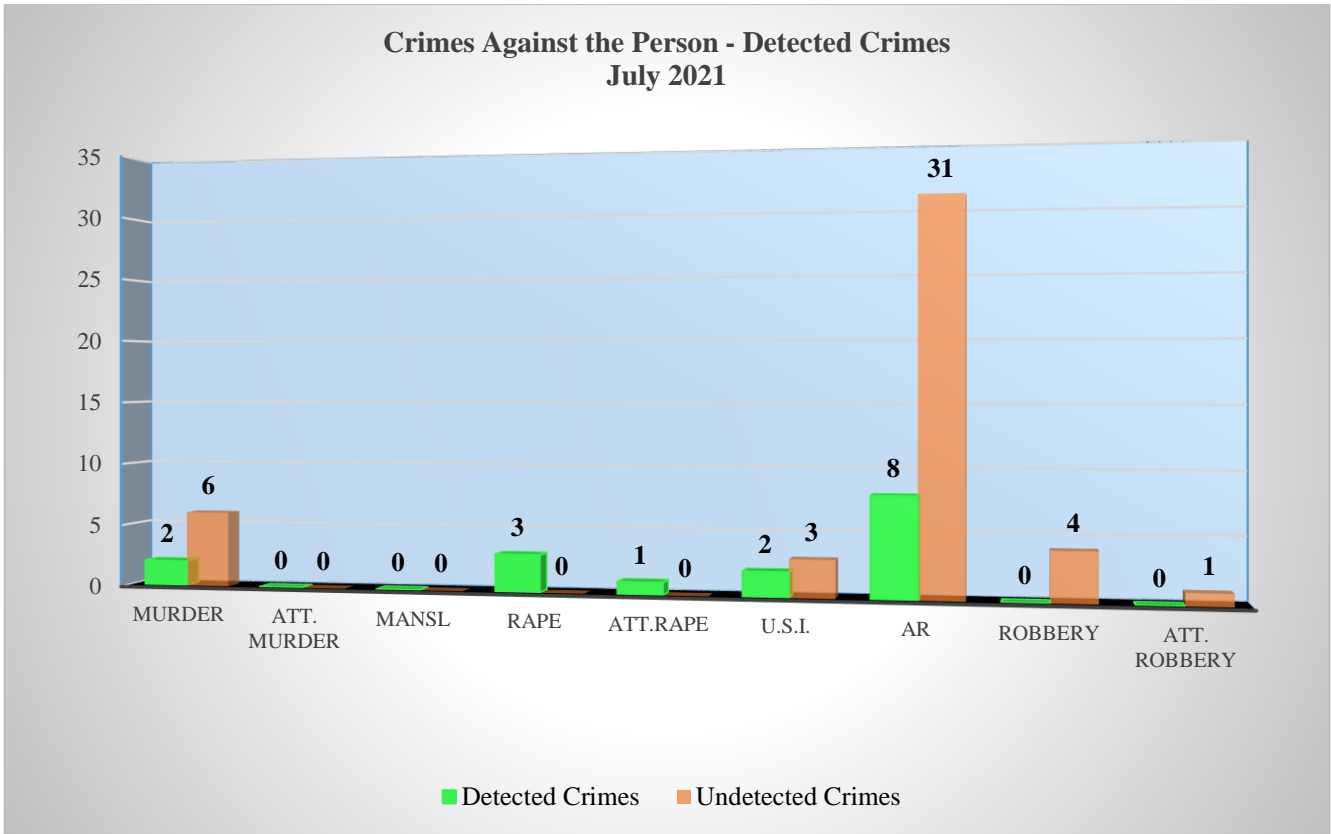
Crimes Against the Person	2021	2020	% CHANGE
Murder	0	0	0
Attempted Murder	0	0	0
Manslaughter	0	0	0
Rape	0	0	0
Attempted Rape	0	0	0
Unlawful Sexual Intercourse	0	0	0
Armed Robbery	0	0	0
Robbery	0	0	0
Attempted Robbery	0	0	0
Sub-Total	0	0	0
Crimes Against the Property	2021	2020	Total
Burglary	0	0	0
Housebreaking	0	0	0
Shopbreaking	0	0	0
Stealing	0	0	0
Stealing from Vehicle	0	0	0
Stolen Vehicle	0	0	0
Sub-Total	0	0	0
Total	0	0	0

Detection Rates - All Bahamas

**July
2021 vs 2020**

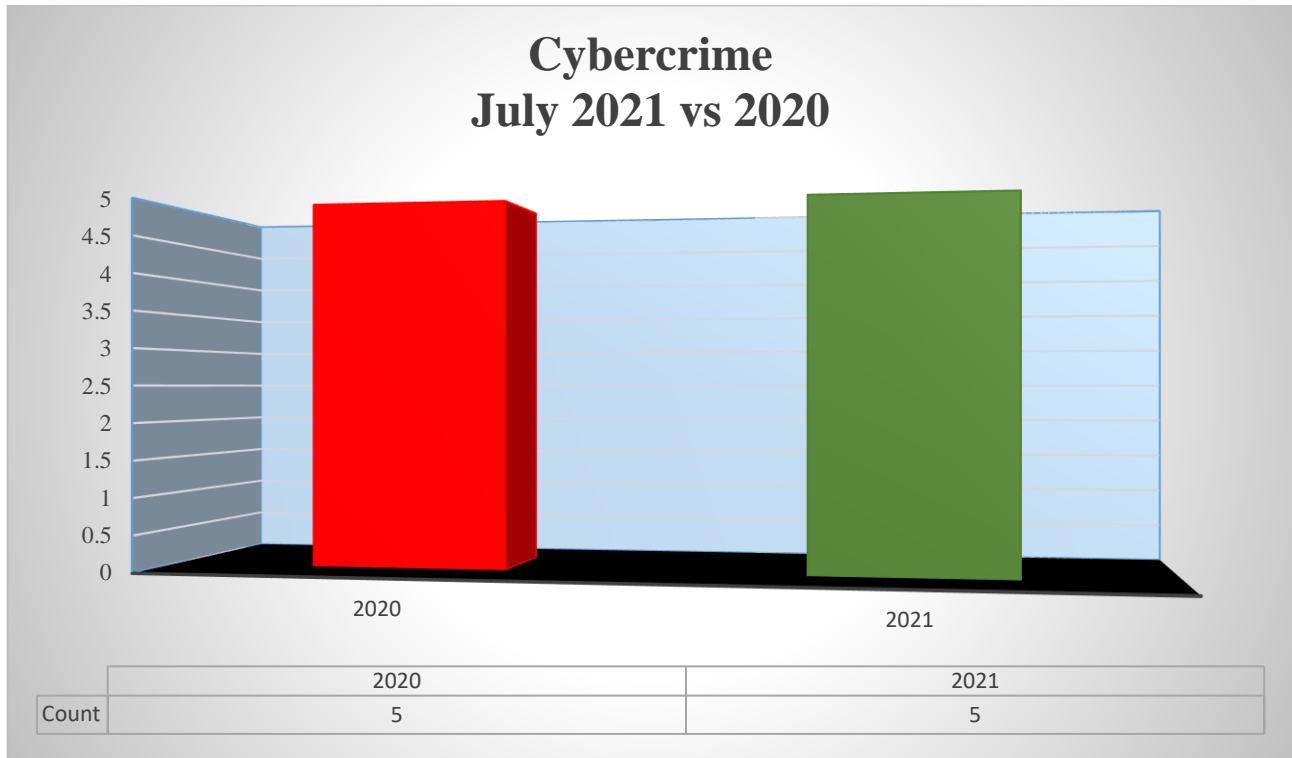
Crimes Against Persons	2021			2020		
	Recorded Crimes	Detected Crimes	Detection Rate (%)	Recorded Crimes	Detected Crimes	Detection Rate (%)
Murder	8	2	25	4	3	75
Attempted Murder	0	0	0	2	0	0
Manslaughter	0	0	0	0	0	0
Rape	3	3	100	8	2	25
Attempted Rape	1	1	100	0	0	0
Unlawful Sexual Intercourse	5	2	40	14	6	43
Armed Robbery	39	8	21	30	5	17
Robbery	4	0	0	5	1	20
Attempted Robbery	1	0	0	0	0	0
Sub Total	61	16	26	63	17	27
Crimes Against Property	Recorded Crimes	Detected Crimes	Detection Rate (%)	Recorded Crimes	Detected Crimes	Detection Rate (%)
Burglary	9	3	33	17	0	0
Housebreaking	39	5	13	48	6	13
Shopbreaking	52	5	10	35	4	1
Stealing	114	7	6	81	4	5
Stealing From Vehicle	67	2	3	50	2	4
Stolen Vehicle	23	2	9	14	2	14
Sub Total	304	24	8	245	18	7
TOTAL	365	40	11	308	35	11

**Detection Rates - All Bahamas
July 2021**



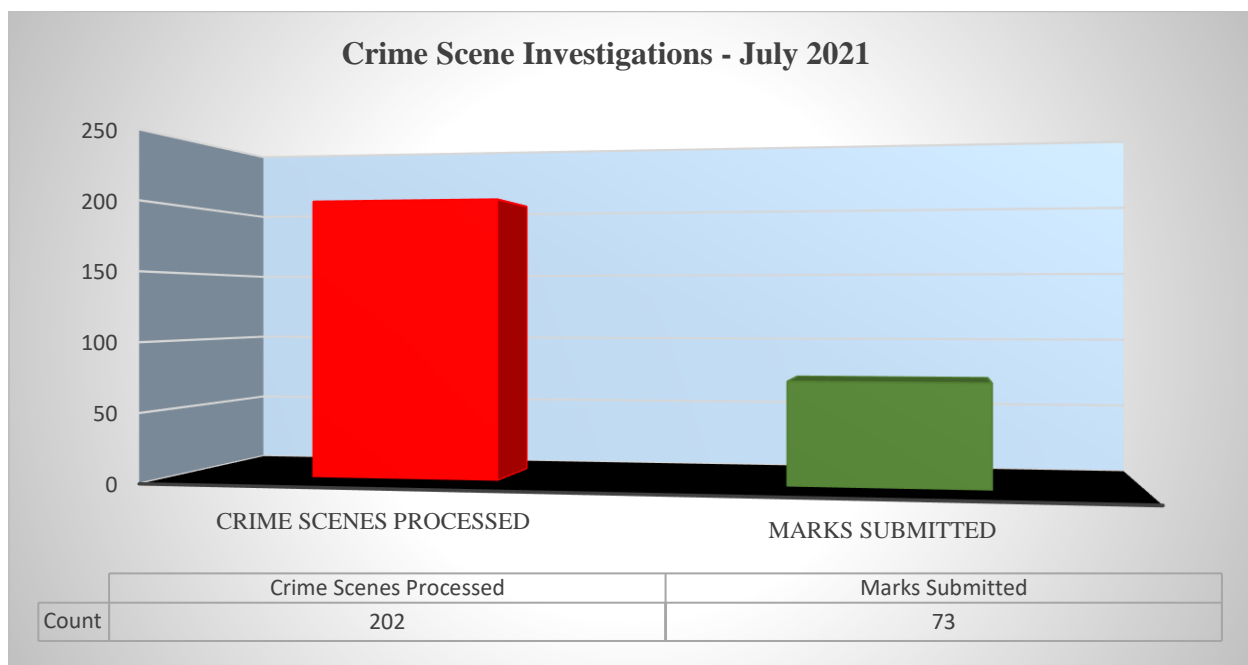
Cybercrime

For the period July 2021, cybercrimes remain unchanged, with 5 incidents reported for both periods. These cases include libel, hacking, extortion, computer misuse, threats and so on.



Crime Scene Investigation

For the period in review, there were 202 crime scenes processed and 73 latent print marks were submitted for evidence.



**Illegal Firearm Discovery and Seizure Demographics
July 2021**

Illegal Firearm Discovery/Seizure - Firearm Type				
Pistol	Revolver	Rifle	Shotgun	Total
20	1	2	1	24

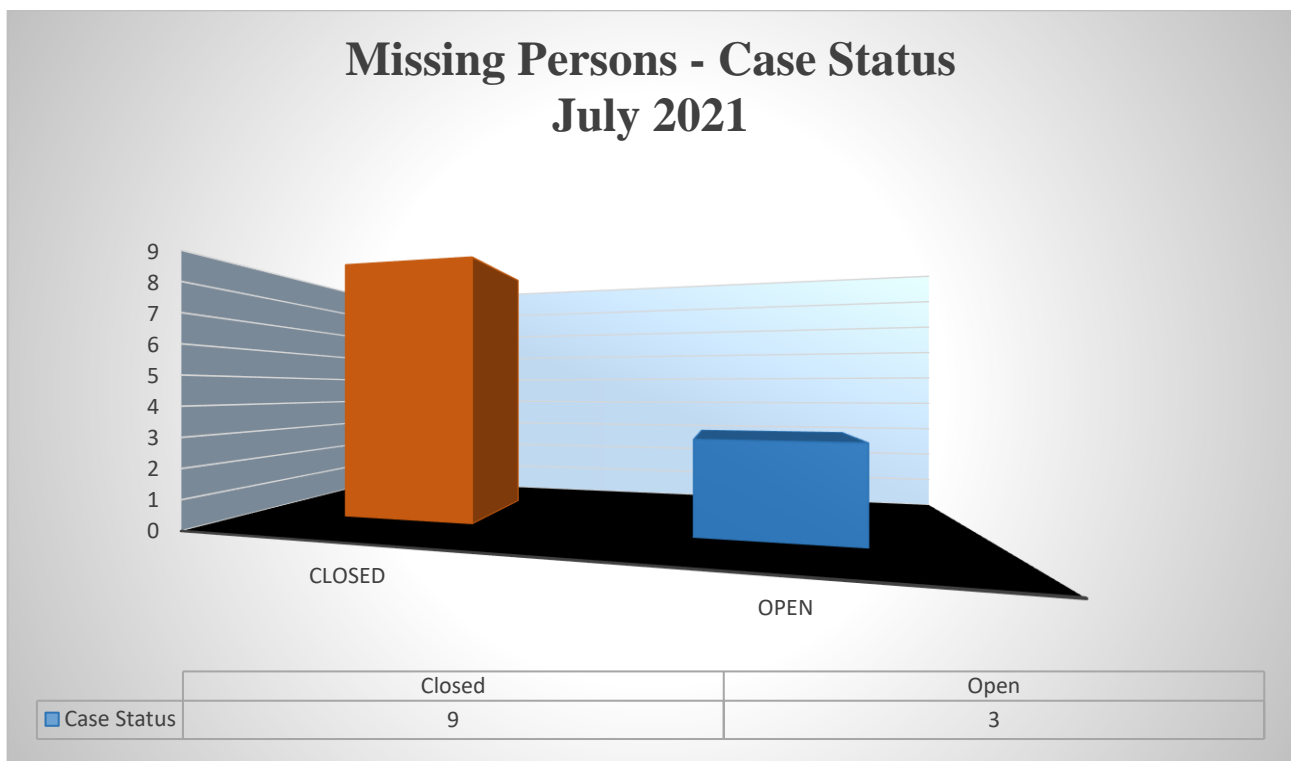
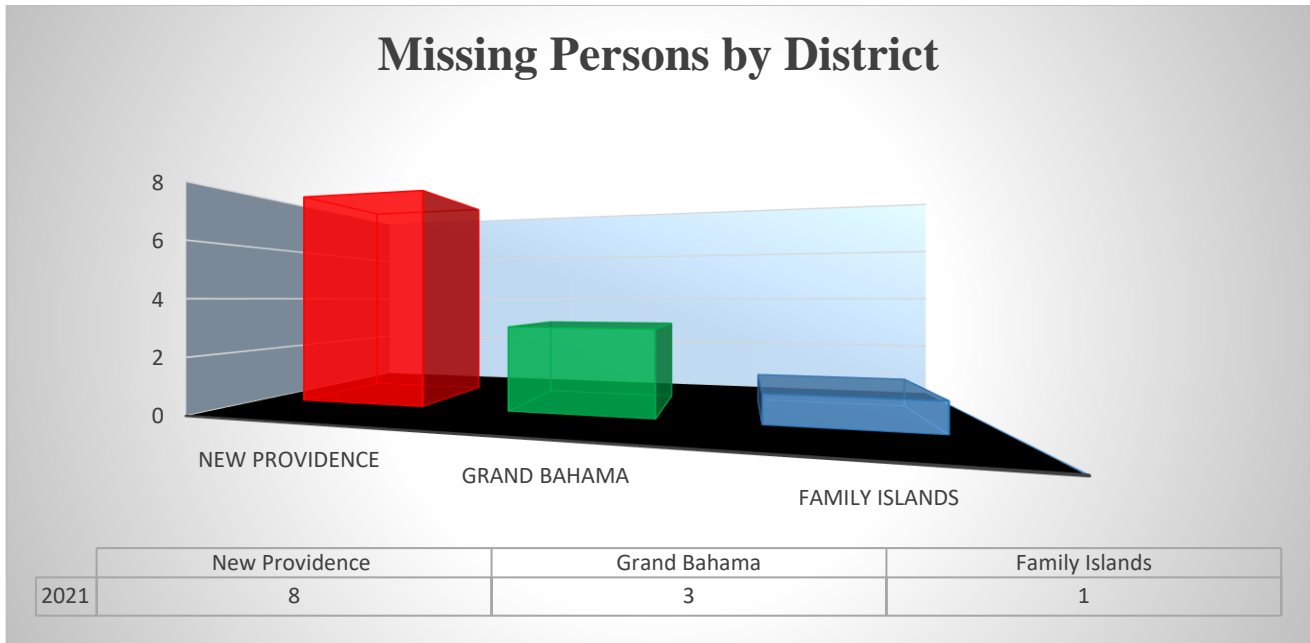
Firearm Discovery/Seizure By Division	
Unit	Firearm
Airport	2
Cable Beach	0
Central	0
Eastern	1
Fox Hill	0
Northeastern	2
Northwestern	1
Paradise Island	0
South Central	3
Southeastern	3
Southern	1
Southwestern	4
Western	0
Central -GB	0
EMR -GB	0
Northeastern -GB	0
Southwestern -GB	0
West End -GB	1
Abaco - GB	0
Bimini	0
Eleuthera	0
Exuma	6
Total	24

Dangerous Drugs Discovery, Seizures and Arrests – July 2021

JULY 2021	TYPE OF DRUGS		GRAND TOTAL	
	COCAINE		2.56 lbs.	
	HYDROPONIC MA		0.04 lbs.	
	MARIJUANA		48.72 lbs.	
	MARIJUANA PLANTS		18 plants	
	MARIJUANA CEREAL BARS		Nil	
	MARIJUANA BUTTER		Nil	
	MARIJUANA CIGARETTE		Nil	
	MARIJUANA BOMB PAIN FREEZE		Nil	
	MARIJUANA GUMMIES		12 packages	
	MARIJUANA BLACK FLAM SPLIFF		Nil	
	MARIJUANA OIL		5 valves	
	AMPHETAMINE POWDER		11 grams	
	AMPHETAMINE TABLETS		15 tablets	
	TOTAL CASES		90	
	CASES PROSECUTED		54	
	PERSONS ARRESTED		94	
	PERSONS CHARGED		69	
	PERSON ARRESTED	AMOUNT ARRESTED	AMOUNT CHARGE	AMOUNT NOT CHARGED
	ADULT	86	66	20
JUVENILE	8	3	5	
Total	94	69	25	

Missing Persons

The Royal Bahamas Police Force investigated 12 reported incidents of missing persons throughout the Commonwealth of the Bahamas for July 2021. A total of 9 cases have been solved and the missing individuals were found. Three cases remain open under investigation.



N.B. These are preliminary figures and are subject to change. Research and Policy Branch, RBPF.

**Emergency Powers Order
COVID-19 Breaches by District
July 2021**

Emergency Powers Order (Offences)	New Providence	Grand Bahama	Family Islands	Total
Attending social gathering	0	0	0	0
Other Breach	57	21	18	96
Curfew Breach	41	58	7	106
Fail to enforce social distancing	0	1	0	1
Fail to implement sanitizing requirements	0	0	0	0
Failure to carry government ID	1	22	19	42
Failure to social distance	1	0	0	1
Failure to utilize curbside business	0	0	0	0
Failure to wear face mask	4	16	1	21
Hosting social gathering	7	1	0	8
Operating prohibited business	11	2	0	13
Permit person on premises w/o mask	0	0	1	1
Permit person to inside dining	2	0	0	2
Sub Total	124	121	46	291

Other Police Activities
All Bahamas
July
2021 vs 2020

Other Activities	2021	2020	% Change
Police Field Check Patrols	1292	965	34
Assistance Requested	228	551	-59
Persons Searched	7	12	-42
Electronic Monitoring Breach	32	13	146
Breach of Bail – Witness Tampering	0	0	0
Breach of Bail – Fail to sign in	1	1	0
Police Stop and Search	117	14	736
Alarm Activation	57	47	21
Fire Alarms	8	9	-11
Road Checks	70	59	19
Warrants Executed	48	45	7

Other Community Activities	2021	2020	% Change
Police Escorts	167	97	72
Police Visits	1523	1229	24
School Visits	29	19	53
Community Policing Initiatives	261	18	1350
COVID 19 Assistance	4	19	-79

**Complaints Against Police Officers
July 2021**

Complaints Against Police Officers	
Case Type	Total
Civilians	15
Police	6
Corruption	0
Total	21

Case Status - Civilian Matters							
Under Investigation	Complaint Withdrawn	Unfounded	Subjudice	Civil Action Advised/ Warning	Compensation	Pending Trial	Total
10	0	1	2	1	0	1	15

Case Status – Internal Matters							
Under Investigation	Discharge / Acquittal	Withdrawn / No Further Action	Resignation	Conviction	Unfounded/ Unsubstantiated/ Insufficient Evidence	Before Tribunal	Total
6	0	0	0	0	0	0	6

Case Status - Corruption Matter				
Under Investigation	Complaint Withdrawn	Unfounded/ Unsubstantiated/ Insufficient Evidence	Before Tribunal	Total
0	0	0	0	0

**Fire Calls – All Bahamas
July 2021 vs 2020**

Fire Calls – All Bahamas			
Type of Call	2021	2020	% Change
Building	18	17	6
Vehicles	15	11	36
Bush	4	8	-50
Special Service	7	42	-83
False Alarms	28	36	-22
Boat	0	0	0
Bomb Threat	0	0	0
Electrical	6	12	-50
Rubbish	13	19	-32
Miscellaneous	2	1	100
Total Calls	93	146	-36
Total Estimated Damages	\$483,750.00	\$222,350.00	118

Fire Calls – Breakdown			
Category	2021	2020	% Change
Death by Fire	0	0	0
Fire Injuries	1	0	100
Investigated Fires	0	0	0
Arson Matters	13	3	333
Extrication	3	1	200
Family Island Fires	0	0	0
Family Island Deaths	0	0	0
Family Island Injuries	0	0	0
Major Fires	0	0	0
Accidental Fires	6	3	100
Insured Estimated Damages	\$239,950.00	\$20,150.00	1,091
Uninsured Estimated Damages	\$243,800.00	\$202,200.00	21

Miscellaneous Incidents
All Bahamas
July 2021 vs 2020

Miscellaneous Incidents – All Bahamas			
Category	2021	2020	% CHANGE
Alarm Activation	57	47	21
Assault	177	168	5
Assault Police Officer	14	7	100
Attempted Breaking	11	14	-21
Attempted Stealing	14	3	367
Bomb Threat	0	0	0
Causing Damage	125	124	1
Causing Harm	98	81	21
Child Abuse	3	4	-25
Child Neglect	0	2	-100
Disturbance	98	115	-15
Gunshot Reports	120	81	48
Lost Passport	123	85	45
Loud Music	7	3	133
Stealing from Vehicle (Minor)	69	121	-43
Stealing (Minor)	142	116	22
Sudden Death (Natural Causes)	117	115	2
Threats of Death	98	98	0
Threats of Harm	95	75	27
Wounding	5	10	-50
TOTAL	1376	1269	8

Miscellaneous Incidents – Divisional Breakdown
All Bahamas
July 2021

Miscellaneous Incidents – Police Divisions																
Category	A	CB	C	E	FH	NE	NW	PI	SC	SE	S	SW	W	GB	FI	Total
Alarm Activation	0	0	0	1	1	0	0	3	0	0	0	1	1	43	7	57
Assault	0	1	7	7	13	12	10	8	21	11	13	23	4	27	20	177
Assault Police Officer	0	0	2	0	0	0	2	0	2	0	1	0	0	6	1	14
Attempted Breaking	0	0	0	1	0	1	0	0	2	4	0	2	0	1	0	11
Attempted Stealing	0	0	0	4	1	3	0	0	1	1	0	3	0	1	0	14
Bomb Threat	0	0	0	0	0	0	0	0	0	0	0	0	0	0	0	0
Causing Damage	1	2	5	13	8	4	5	3	16	11	7	9	3	21	17	125
Causing Harm	0	2	3	1	3	5	4	0	10	9	10	10	0	19	22	98
Child Abuse	0	0	0	0	1	1	0	0	0	0	0	0	0	0	1	3
Child Neglect	0	0	0	0	0	0	0	0	0	0	0	0	0	0	0	0
Disturbance	2	2	2	2	0	2	5	2	2	4	3	4	2	48	18	98
Gunshots Report	0	0	11	5	1	35	2	0	10	16	16	21	0	3	0	120
Lost Passport	2	5	2	6	8	2	1	0	11	9	8	19	5	32	13	123
Loud Music	0	0	0	0	0	0	1	0	0	0	0	1	1	2	2	7
Stealing from Vehicle (Minor)	0	8	2	7	4	14	6	0	1	7	2	11	5	1	1	69
Stealing (Minor)	0	7	10	13	3	13	8	3	11	23	11	22	3	8	7	142
Sudden Death (Natural Causes)	0	2	2	10	4	14	4	0	7	12	3	13	2	30	14	117
Threats of Death	0	2	4	8	4	3	6	2	10	13	12	13	2	10	9	98
Threats of Harm	1	4	2	8	4	6	3	3	10	8	4	8	3	19	15	98
Wounding	0	0	0	0	1	1	0	0	2	0	0	0	0	0	1	5
Total	6	35	52	86	56	116	57	24	116	128	90	160	31	271	148	1376

Domestic Related Cases
All Bahamas
July 2021 vs 2020

Domestic Related Cases	2021	2020	% CHANGE
Murder	0	0	0
Attempted Murder	0	1	-100
Assault	78	40	95
Assault with a deadly weapon	6	5	20
Assistance Requested	19	63	-70
Causing Damage	20	10	100
Causing Harm	29	24	21
Disturbance	16	12	33
Domestic Reports (General)	88	54	63
Fighting	0	0	0
Grievous Harm	3	0	100
Harassment	4	0	100
Shooting	0	0	0
Stabbing	3	0	100
Threat of Arson	1	0	100
Threat of Harm	13	11	18
Threat of Death	14	14	0
Trespassing	1	0	100
Wounding	2	2	0
TOTAL	297	236	26

**Domestic Related Cases
Divisional Breakdown
July 2021**

Domestic Related Cases	A	CB	C	E	FH	NE	NW	PI	SC	SE	S	SW	W	GB	FI	Total
Murder	0	0	0	0	0	0	0	0	0	0	0	0	0	0	0	0
Attempted Murder	0	0	0	0	0	0	0	0	0	0	0	0	0	0	0	0
Assault	0	0	3	2	9	5	6	0	11	5	5	15	3	9	5	78
Assault with a deadly weapon	0	0	0	0	0	1	0	0	0	0	1	1	0	3	0	6
Assistance Requested	0	1	0	1	1	0	0	0	1	0	1	1	0	7	6	19
Causing Damage	0	0	0	1	3	2	0	0	1	3	1	2	0	5	2	20
Causing Harm	0	1	0	0	0	1	0	0	2	2	2	4	0	8	9	29
Disturbance	0	1	0	0	0	0	0	0	1	1	0	0	2	6	5	16
Domestic Reports	0	2	1	6	1	1	1	0	1	6	2	6	4	40	17	88
Fighting	0	0	0	0	0	0	0	0	0	0	0	0	0	0	0	0
Grievous Harm	0	0	0	0	0	1	0	0	0	1	0	1	0	0	0	3
Harassment	0	1	0	0	0	0	0	0	0	2	0	0	0	1	0	4
Shooting	0	0	0	0	0	0	0	0	0	0	0	0	0	0	0	0
Stabbing	0	0	0	0	0	0	0	0	1	1	0	0	0	0	1	3
Threat of Arson	0	0	0	0	0	0	0	0	0	0	1	0	0	0	0	1
Threat of Harm	0	1	0	1	0	0	0	0	2	2	0	1	0	5	1	13
Threat of Death	0	0	0	3	0	0	1	0	0	1	1	4	1	2	1	14
Trespassing	0	1	0	0	0	0	0	0	0	0	0	0	0	0	0	1
Wounding	0	0	0	0	1	1	1	0	0	0	0	0	0	0	0	3
Total	0	8	4	14	15	12	9	0	20	24	14	35	10	86	47	298

Gender Based Violence
July 2021

	Year	2021					2020				
	District	Total Males	Females			Total	Total Males	Females			Total
			Juvenile	Adult	%			Juvenile	Adult	%	
Murder	All Bahamas	8	0	0	0	8	6	0	0	0	6
	New Providence	8	0	0	0	8	6	0	0	0	6
	Grand Bahama	0	0	0	0	0	0	0	0	0	0
	Family Islands	0	0	0	0	0	0	0	0	0	0
Att Murder	All Bahamas	0	0	0	0	0	1	0	1	50	2
	New Providence	0	0	0	0	0	1	0	1	50	2
	Grand Bahama	0	0	0	0	0	0	0	0	0	0
	Family Islands	0	0	0	0	0	0	0	0	0	0
Shooting	All Bahamas	4	0	1	20	5	2	0	0	0	2
	New Providence	4	0	1	20	5	2	0	0	0	2
	Grand Bahama	0	0	0	0	0	0	0	0	0	0
	Family Islands	0	0	0	0	0	0	0	0	0	0
Stabbing	All Bahamas	11	0	2	15	13	6	0	2	25	8
	New Providence	9	0	1	10	10	5	0	2	29	7
	Grand Bahama	1	0	1	0	2	1	0	0	0	1
	Family Islands	1	0	0	0	1	0	0	0	0	0
Rape	All Bahamas	0	0	3	100	3	0	1	8	100	9
	New Providence	0	0	2	100	2	0	1	8	100	9
	Grand Bahama	0	0	1	100	1	0	0	0	0	0
	Family Islands	0	0	0	0	0	0	0	0	0	0
Causing Harm	All Bahamas	60	1	41	41	102	53	0	35	40	88
	New Providence	38	0	21	36	59	34	0	22	39	56
	Grand Bahama	8	0	11	58	19	14	0	11	44	25
	Family Islands	14	1	9	42	24	5	0	2	29	7
Threats of Death	All Bahamas	57	0	43	43	100	57	1	41	42	99
	New Providence	45	0	35	44	80	50	1	34	41	85
	Grand Bahama	6	0	4	40	10	2	0	3	60	5
	Family Islands	6	0	4	40	10	5	0	4	44	9
Threats of Harm	All Bahamas	60	1	36	38	97	38	0	43	53	81
	New Providence	38	0	27	42	65	30	0	39	57	69
	Grand Bahama	14	0	4	22	18	3	0	2	40	5
	Family Islands	8	1	5	43	14	5	0	2	29	7
Poss. of Firearm with intent to endanger life	All Bahamas	2	0	1	33	3	3	0	0	0	3
	New Providence	1	0	0	0	1	3	0	0	0	3
	Grand Bahama	1	0	1	0	2	0	0	0	0	0
	Family Islands	0	0	0	0	0	0	0	0	0	0
Assault with deadly weapon	All Bahamas	28	0	10	26	38	23	0	14	38	37
	New Providence	26	0	6	19	32	20	0	12	38	32
	Grand Bahama	1	0	4	80	5	2	0	2	50	4
	Family Islands	1	0	0	0	1	1	0	0	0	1

Police-Involved Shootings

July

2021 vs 2020

Encounters with Armed Suspects			
Incidents	2021	2020	% CHANGE
Police Involved Shootings	3	2	50

Encounters with Armed Suspects by Division																
Year	A	CB	C	E	FH	NE	NW	PI	SC	SE	S	SW	W	GB	FI	Total
2021	0	0	0	0	0	0	0	0	0	0	1	1	0	1	0	3
2020	0	0	0	0	0	1	0	0	0	0	1	0	0	0	1	3

Status of Victim			
Status	2021	2020	% CHANGE
Deceased	1	1	0
Injured	2	2	0

Suicide Incidents

**July
2021 vs 2020**

Category	2021	2020	% CHANGE
Suicide	2	0	100
Attempted Suicide	1	4	-75

Category	New Providence	Grand Bahama	Family Island	Total
Suicide	2	0	0	2
Attempted Suicide	0	1	0	1

Suicide by Gender						
Age Range	Males		Females		Total	
	2021	2020	2021	2020	2021	2020
0-17	0	0	0	0	0	0
18-30	0	0	0	0	0	0
31-45	1	0	0	0	1	0
46-60	0	0	0	0	0	0
61 & Older	0	0	0	0	0	0
Unknown	1	0	0	0	1	0
Total	2	0	0	0	2	0

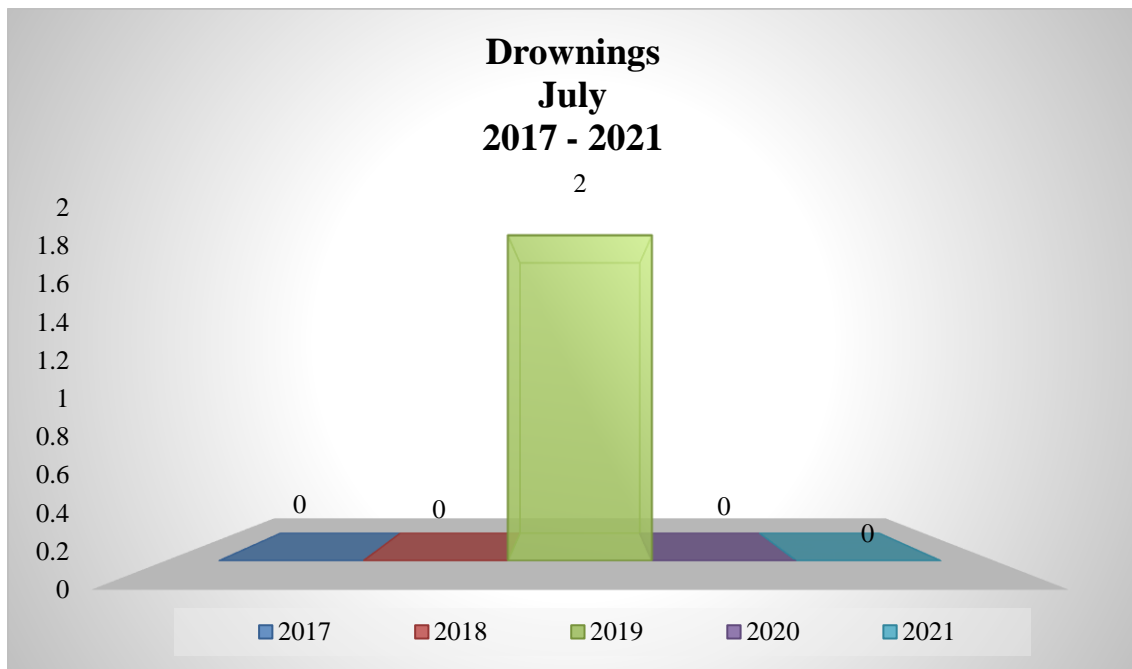
Attempted Suicide by Gender						
Age Range	Males		Females		Total	
	2021	2020	2021	2020	2021	2020
0-17	0	0	1	0	1	0
18-30	0	0	0	0	0	0
31-45	0	1	0	0	0	1
46-60	0	2	0	0	0	2
61 & Older	0	0	0	1	0	1
Unknown	0	0	0	0	0	0
Total	0	3	1	1	1	4

Drowning Incidents
July
2021 vs 2020

Category	2021	2020	% Change
Drowning	0	0	0

Category	2021	2020	2019	2018	2017
Drowning	0	0	2	0	0

Drownings by Gender						
Age Range	Males		Females		Total	
	2021	2020	2021	2020	2021	2020
0-17	0	0	0	0	0	0
18-30	0	0	0	0	0	0
31-45	0	0	0	0	0	0
46-60	0	0	0	0	0	0
61 & Older	0	0	0	0	0	0
Unknown*	0	0	0	0	0	0
Total	0	0	0	0	0	0

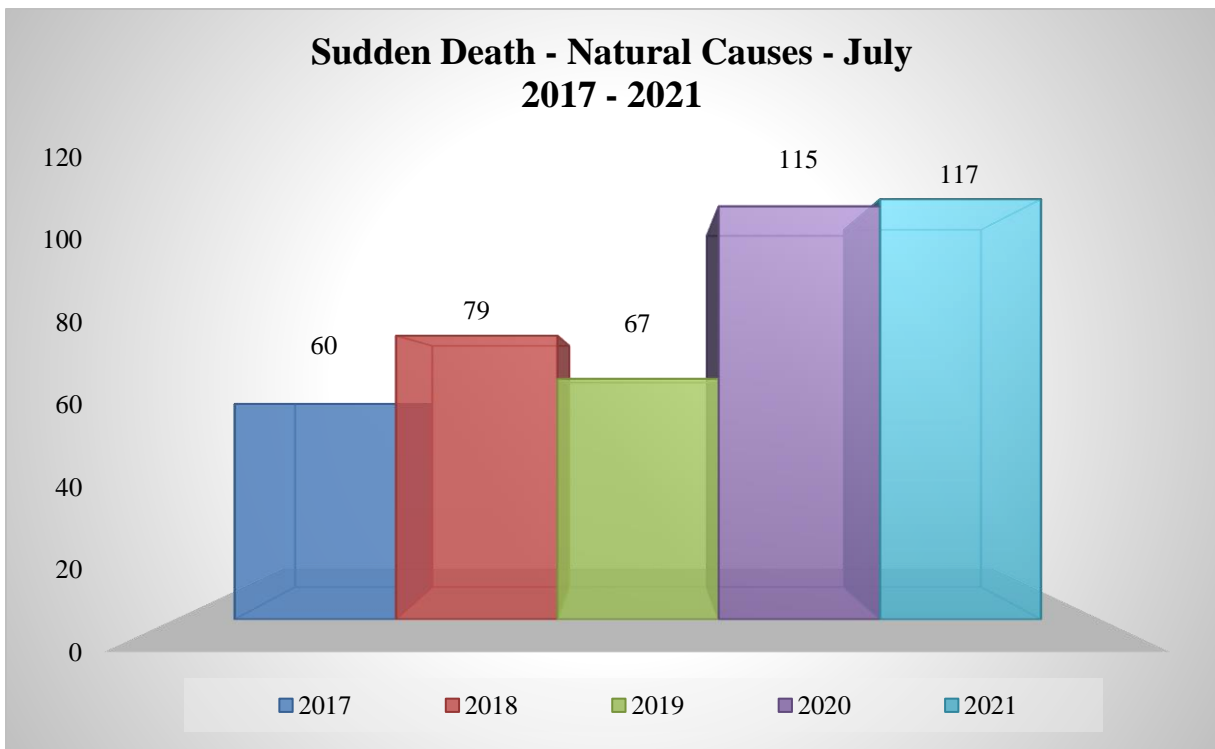


N.B. These are preliminary figures and are subject to change. Research and Policy Branch, RBPF.

**Sudden Death – Natural Causes
July
2017 – 2021**

Incident	2021	2020	% Change
Sudden Death (Natural Causes)	117	115	2

Incident	2021	2020	2019	2018	2017
Sudden Death (Natural Causes)	117	115	67	79	60



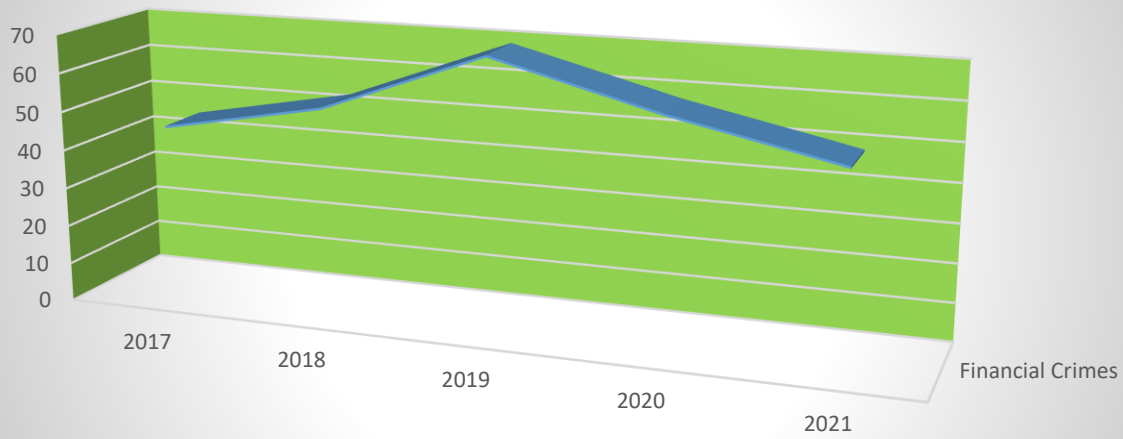
Financial Crimes

**July
2021 vs 2020**

Incident	2021	2020	% Change
Bribery	0	1	-100
Extortion	0	1	-100
Falsification of Accounts	0	0	0
Forgery	1	0	100
Fraud by False Pretences	17	22	-23
Possession of Forged Currency Notes	5	9	-44
Possession of Forged Documents	4	7	-43
Proceeds from Crime	0	0	0
Stealing by reason of employment	5	1	400
Stealing by reason of service	17	17	0
Uttering Forged Currency Notes	0	0	0
Uttering Forged Documents	0	0	0
Sub-Total	49	58	16

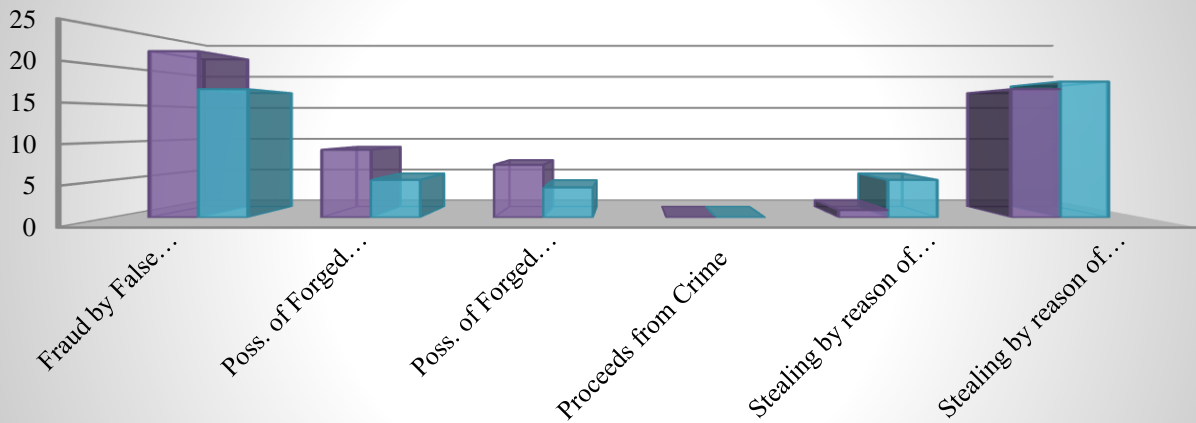
Incident	2021	2020	2019	2018	2017
Bribery	2	1	3		
Extortion	8	8	9		
Falsification of Accounts	3	0	1		
Forgery	22	3	8		
Fraud by False Pretences	188	196	216		
Possession of Forged Currency Notes	41	42	77		
Possession of Forged Documents	89	34	24		
Proceeds from Crime	7	11	21		
Stealing by reason of employment	58	43	91		
Stealing by reason of service	118	134	171		
Uttering Forged Currency Notes	1	1	9		
Uttering Forged Documents	2	0	3		
Sub-Total	539	473	633		

Financial Crimes July 2021



	2017	2018	2019	2020	2021
Financial Crimes	45	53	69	58	49

Financial Crimes July 2021 Vs. 2020



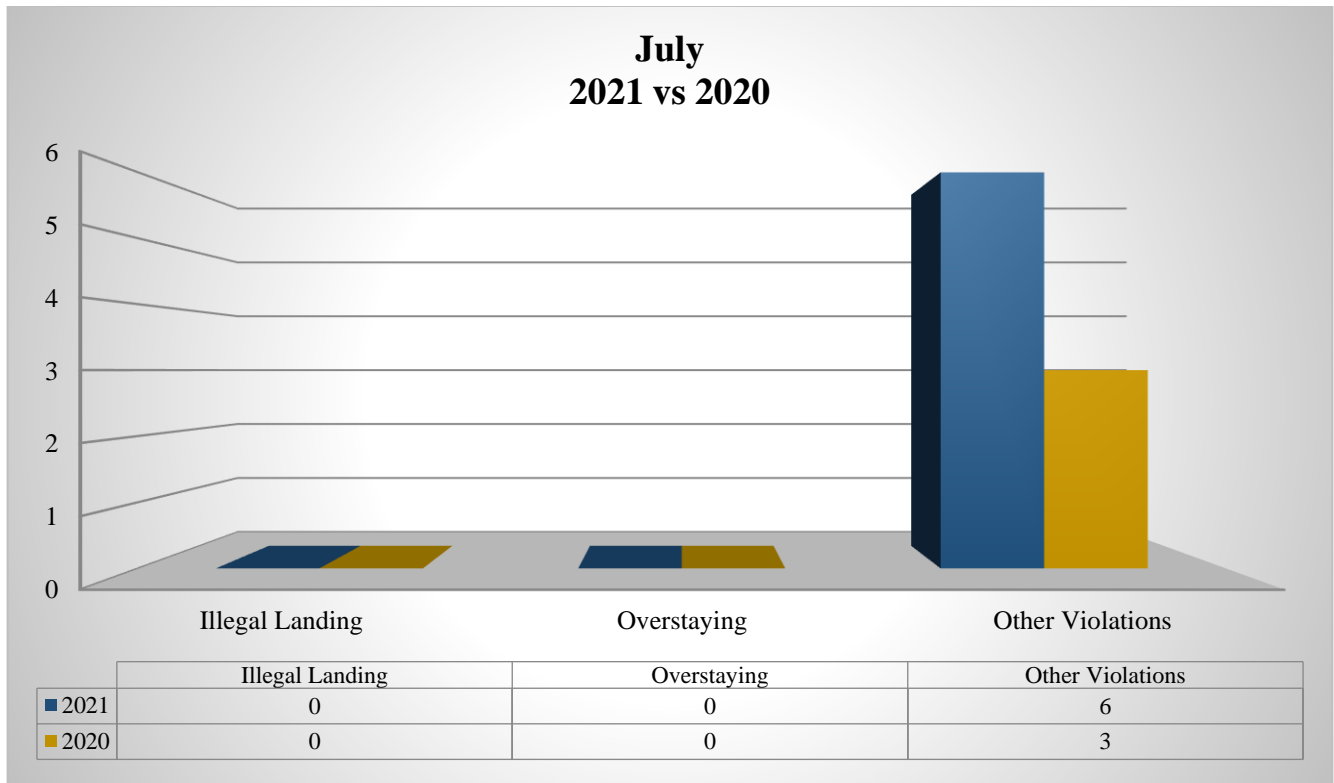
	Fraud by False Pretences	Poss. of Forged Currency Notes	Poss. of Forged Documents	Proceeds from Crime	Stealing by reason of employment	Stealing by reason of service
2020	22	9	7	0	1	17
2021	17	5	4	0	5	18

Immigration Violations

**July
2021 vs 2020**

Category	2021	2020	% Change
Illegal Landing	0	0	0
Overstaying	0	0	0
Other Violation	6	3	100

Incident	2021	2020	2019	2018	2017
Illegal Landing	0	0	2	0	0
Overstaying	0	0	0	0	0
Other Violation	6	3	5	3	1

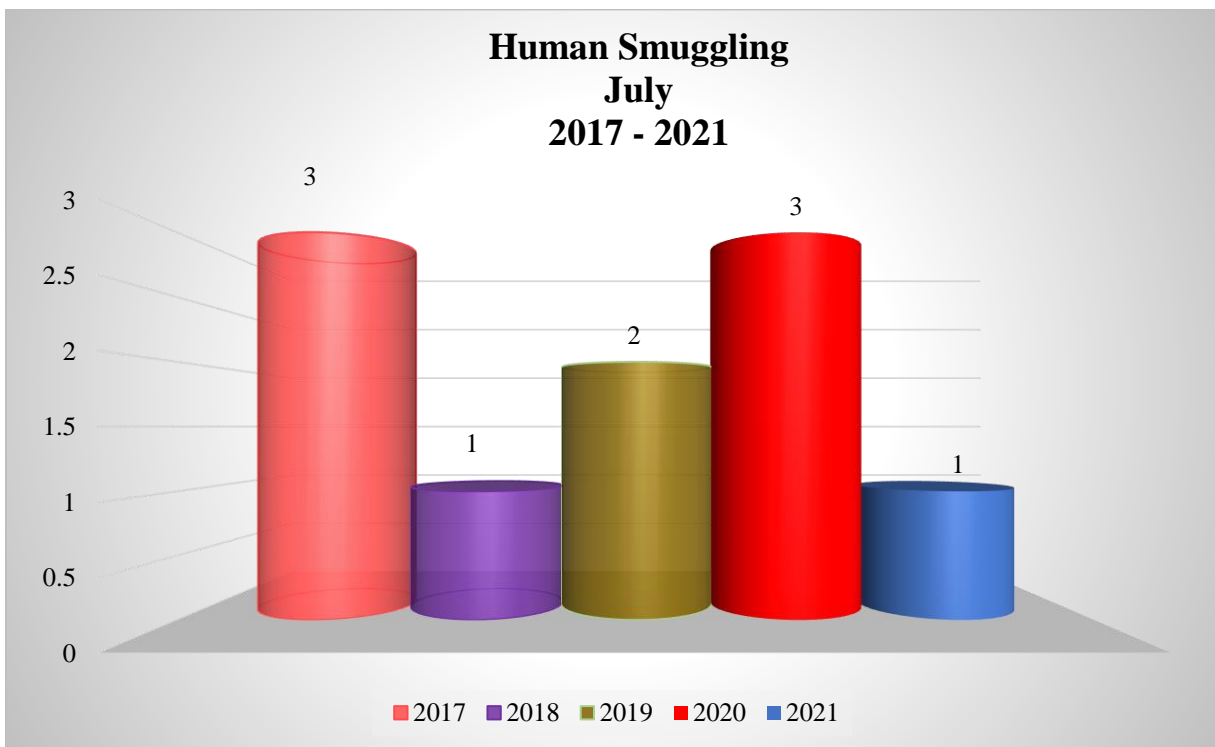


Human Smuggling

**July
2021 vs 2020**

Category	2021	2020	% Change
Trafficking in Persons	1	3	-67

Incident	2021	2020	2019	2018	2017
Trafficking in Persons	1	3	2	1	3



**Traffic Incidents – All Bahamas
July 2021 vs 2020**

Fixed Penalty Notices – All Bahamas			
Category	2021	2020	% CHANGE
Fixed Penalty Notices	2,226	1,400	59

Road Accident Reports			
Category	2021	2020	% CHANGE
Fatal Accidents	6	6	0
Damage only	567	536	6
Hit & Run	108	138	-22
Minor Injuries	195	146	34
Serious Injuries	14	6	133

Victims of Fatal Accidents			
Category	2021	2020	% CHANGE
Fatal Crash Victims	6	6	0

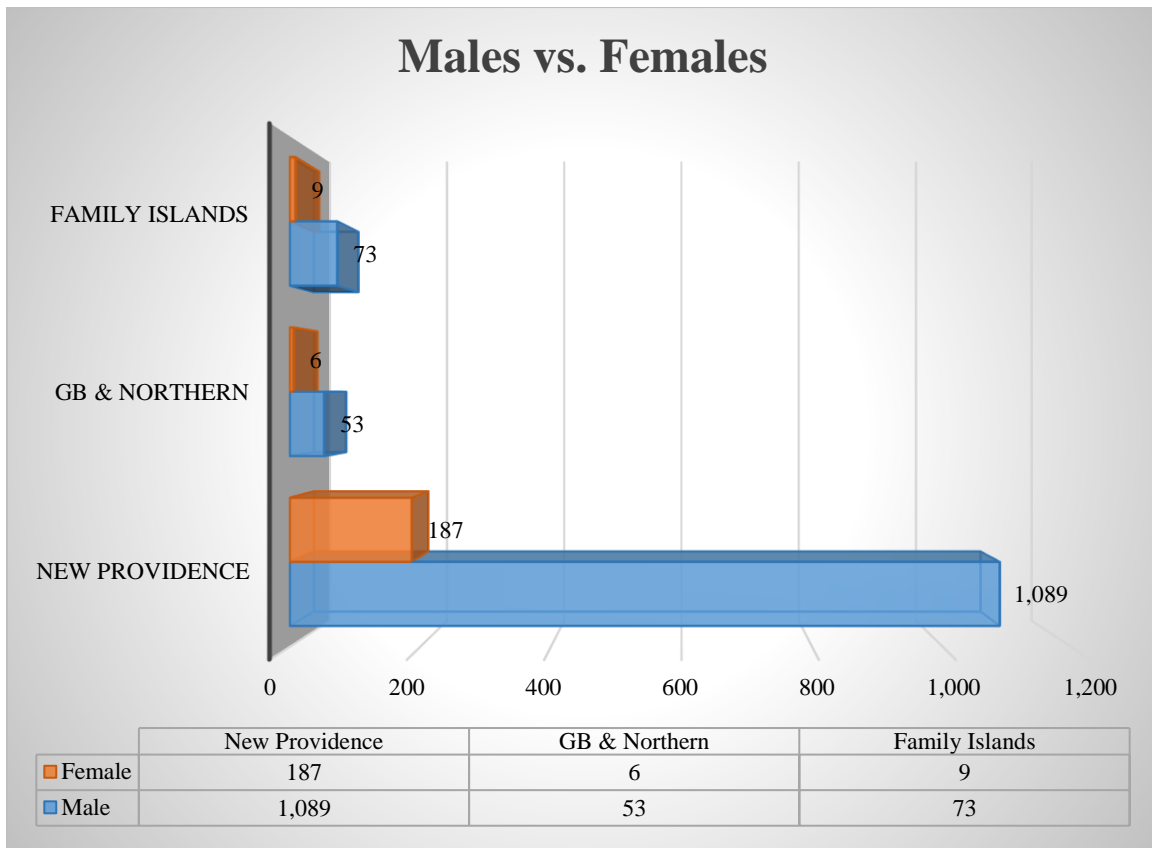
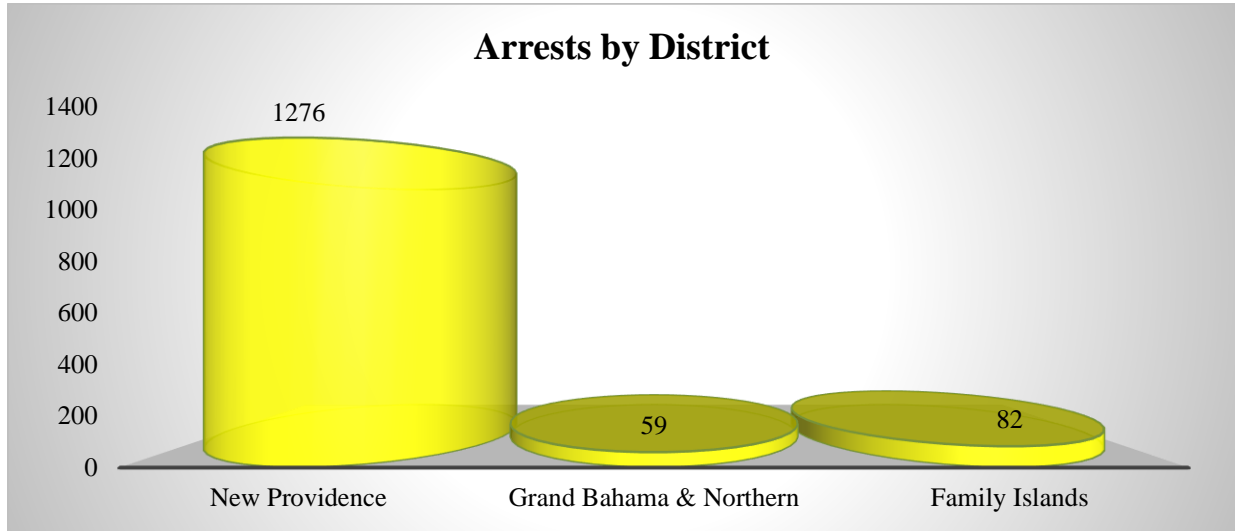
Road Accident Reports by District				
Accident Type	New Providence	Grand Bahama	Family Islands	Total
Fatality	3	2	1	6
Damage only	471	67	29	567
Hit & Run	96	9	3	108
Minor Injuries	155	25	15	195
Serious Injuries	1	5	8	14

**Training
July 2021
Internal, External & International**

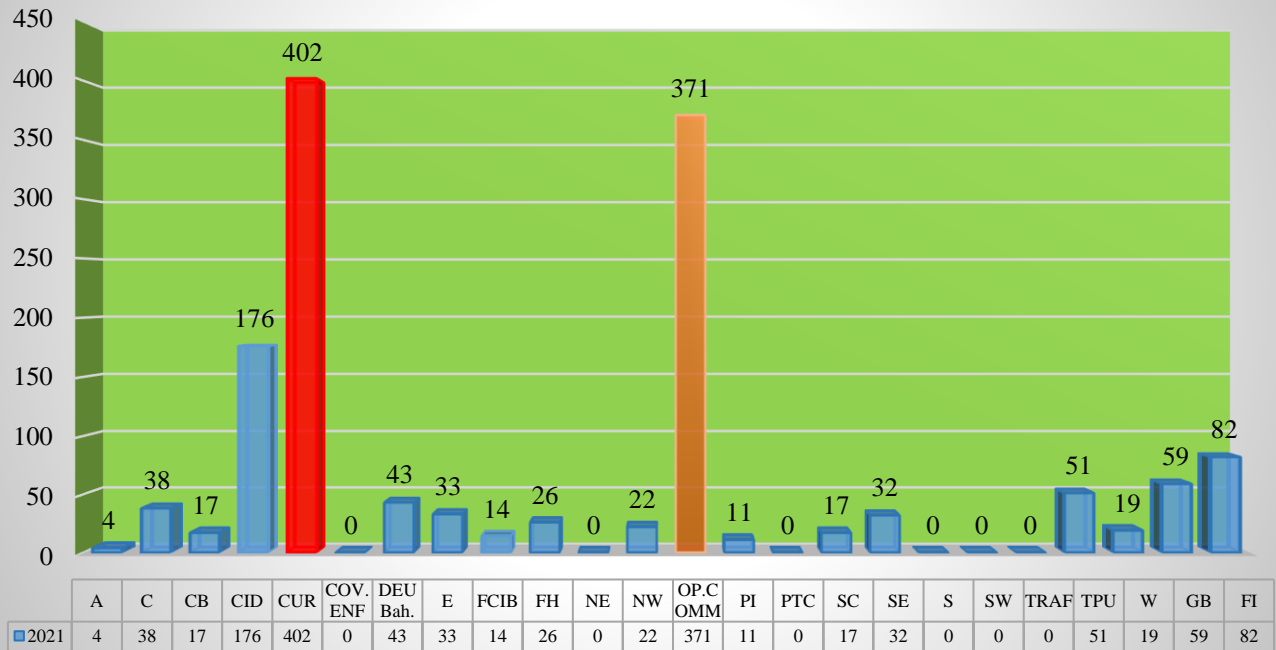
Training Session	# of Participants
Corporals Management Course	45
Driving Course	32
Inspectors Management Course	20
Maritime Training Agency Certification	10
Motorcyclists Course	9
Police Training College Entrance Exams 2021	112
Security Officers Course (Ministry of Health)	12
Sergeants Management Course	60
Tactical Course	11
Total	311

Persons Arrested

For July, the police arrested 1,417 persons for various major and minor offences throughout the Commonwealth of The Bahamas. **New Providence** accounted for 1,276 or 90% of all persons arrested, **Grand Bahama & the Northern Bahamas** accounted for 59 or 4%, and the **Family Islands District** accounted for 82 or 6%. Males accounted for 1,215 or 86% of arrests, and females accounted for the remaining 202 or 14% of arrests.



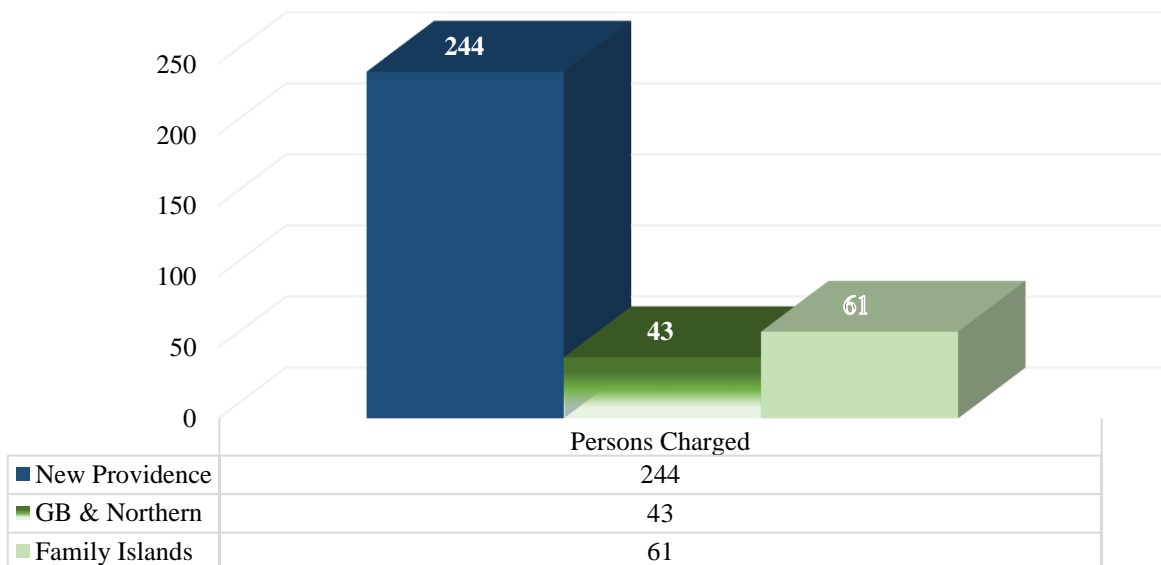
Arrests - Policing Division July 2021



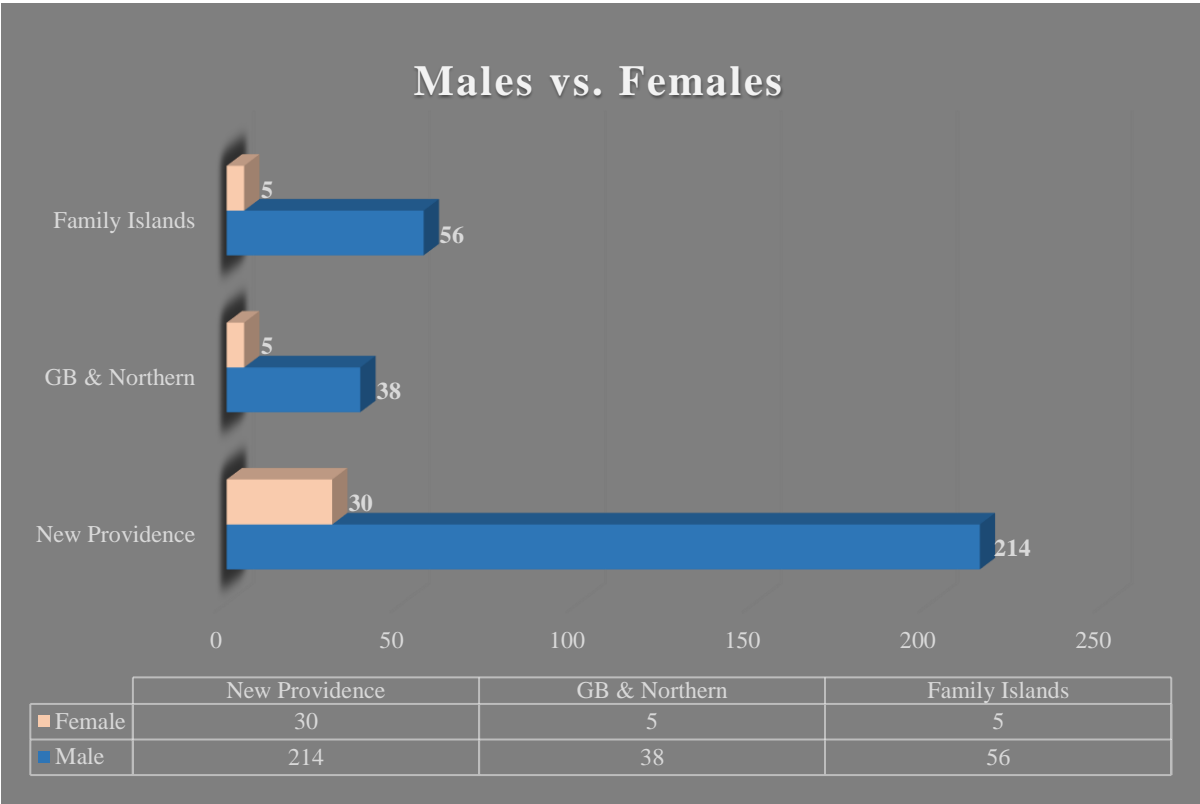
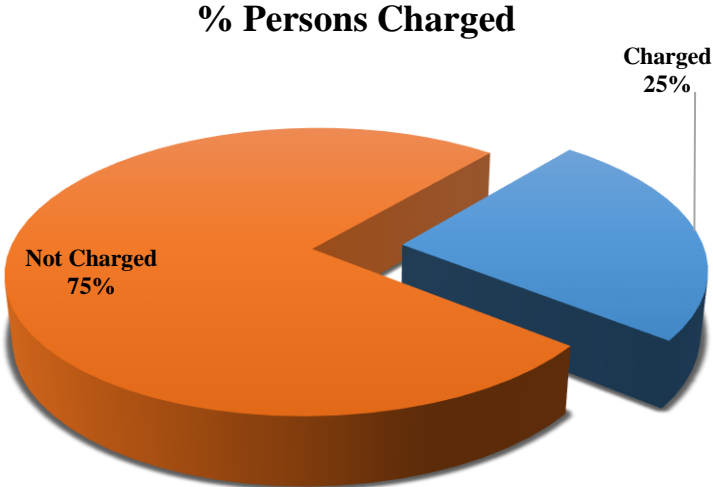
Persons Charged

For the period in review, the police charged 348 persons for various major and minor offences throughout the Commonwealth of The Bahamas. **New Providence** accounted for 244 or 70% of all persons charged, **Grand Bahama & the Northern Bahamas** accounted for 43 or 12%, and the **Family Islands District** accounted for 61 or 18%. Males accounted for 308 or 89% of persons charged, and females accounted for the remaining 40 or 11% of persons charged.

Charged - District

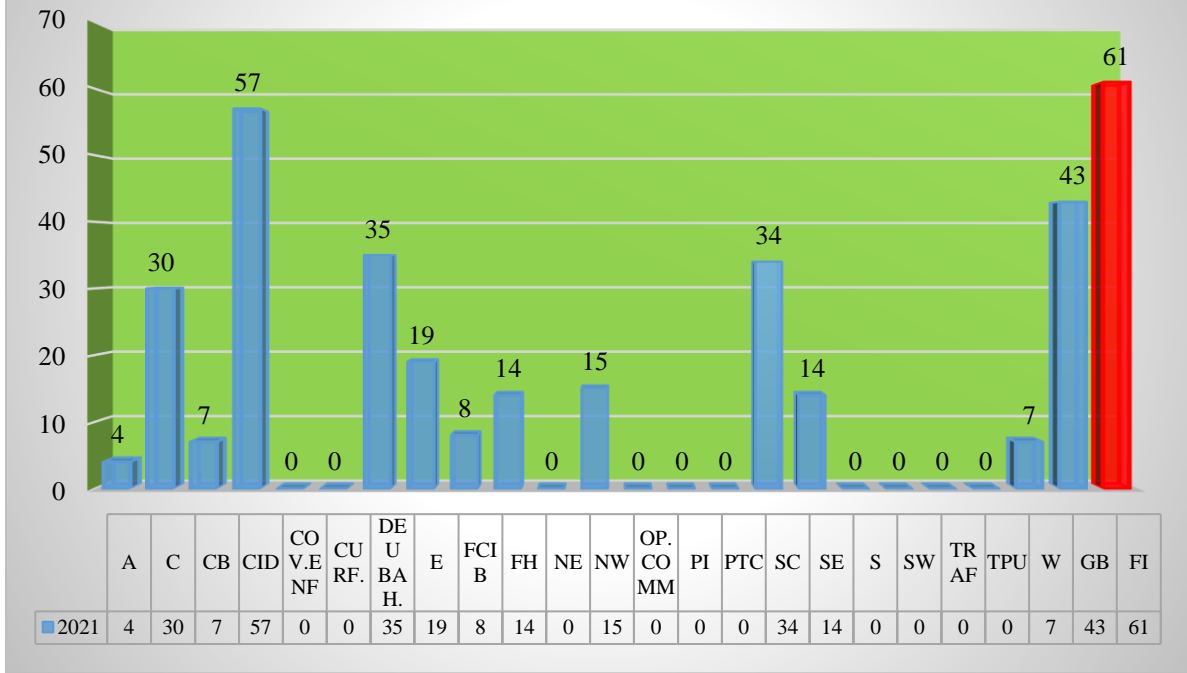


For the period in review, there were 1,417 persons arrested, of which 25% or 348 suspects were charged before the Court.



N.B. These are preliminary figures and are subject to change. Research and Policy Branch, RBPF.

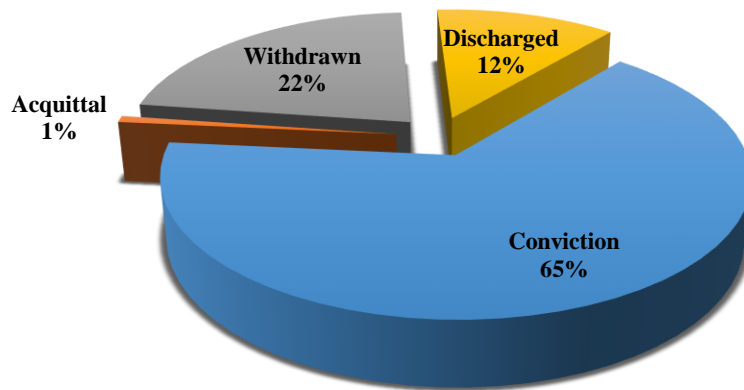
Charged - Policing Division July 2021



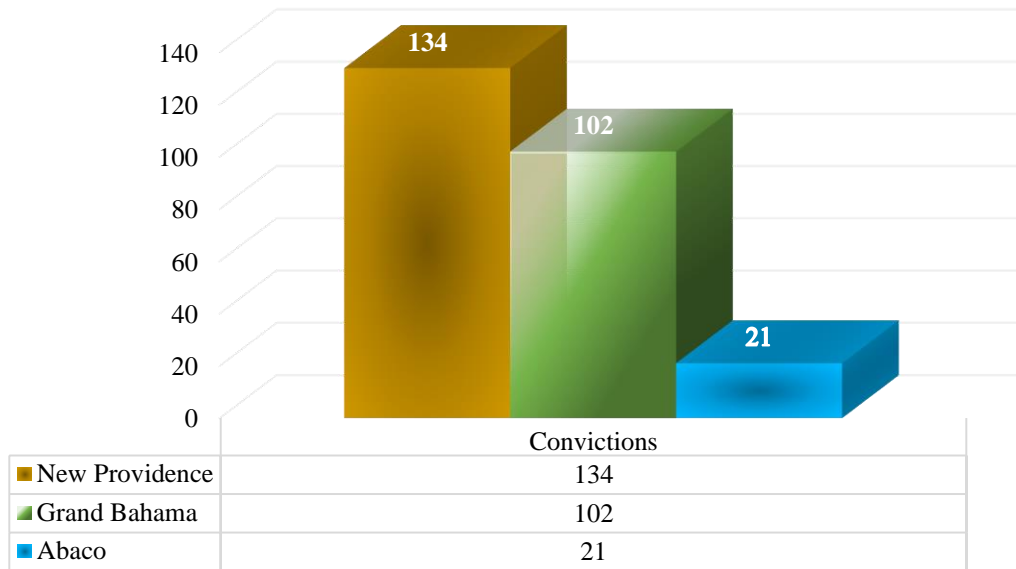
Court Case Disposition

For the period in review, there were 257 convictions in the Magistrates Court, 3 acquittals, 47 matters were discharged and 86 matters were withdrawn by the virtual complainant.

Case Disposition



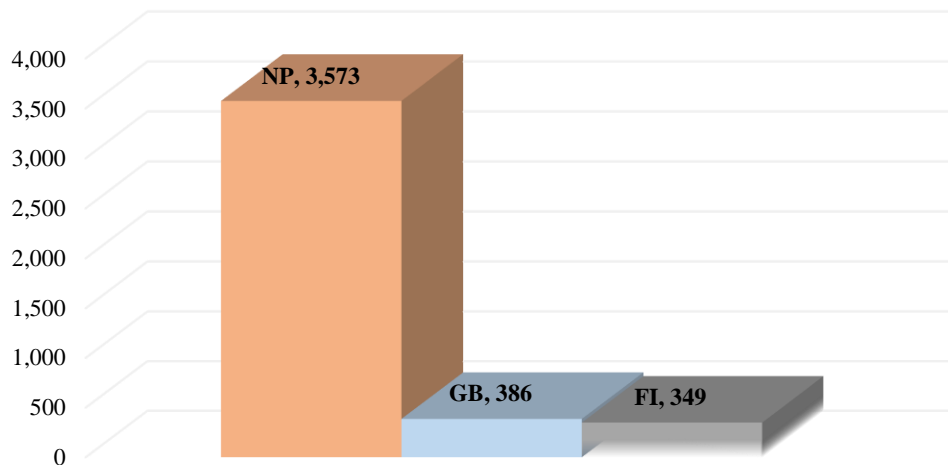
Convictions



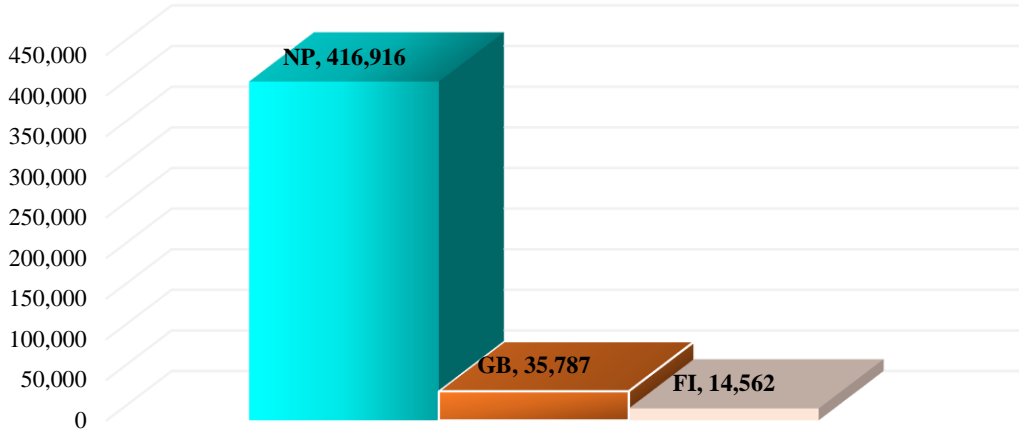
Productivity Loss

For the period in review, the Organization accounted for 4,308 sick days at an estimated loss of \$467,265. Police Officers on industrial leave accounted for 1,065 or 25% of the overall sick days. The contracted ranks accounted for \$413,982 or 89% of all productivity losses due to sick reports. The New Providence District accounted for \$416,916 or 89% of the overall productivity losses, with Grand Bahama District and the Family Islands District accounting for 8% and 3% respectively.

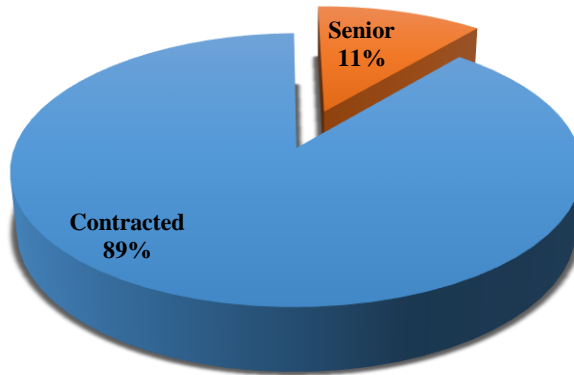
Sick Days - District



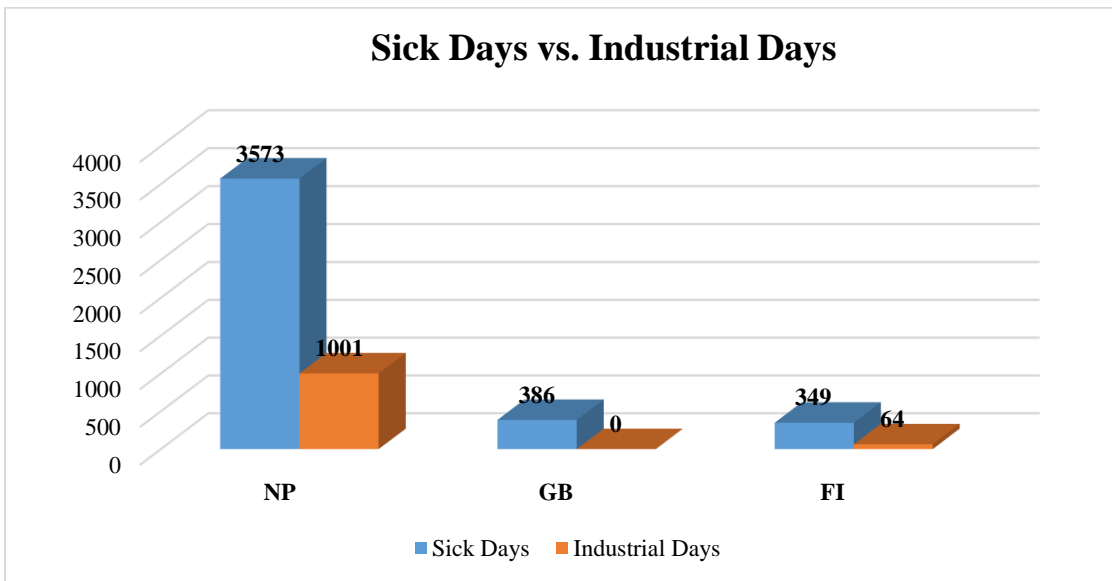
Productivity Loss- District



Productivity Loss by Rank



Sick Days vs. Industrial Days



N.B. These are preliminary figures and are subject to change. Research and Policy Branch, RBPF.

For July, 50 officers were on 4hr sedentary duties accounting for an estimated loss of 59k.

